



ERM

1968 Craig Road
Suite 100
St. Louis, Missouri
63146

T +1 314 733 4490
F +1 314 754 8121

erm.com

Illinois Environmental Protection Agency
BOW-Permits #15-CCR Coordinator
1021 North Grand Avenue East
P.O. Box 19276
Springfield, IL 62794-9276

DATE
11 January 2024

SUBJECT
Sixth Post-Closure Groundwater
Monitoring Report
Third Quarter 2023

REFERENCE
Grand Tower Energy Center
Closed Coal Combustion Residuals
Impoundment
1820 Power Plant Rd
Grand Tower, IL 62942
ERM Project No. 0599247

To Whom it May Concern:

Environmental Resources Management (ERM) is submitting this report which provides the results and findings of the Grand Tower Energy Center (GTEC) quarterly post-closure groundwater sampling and coal combustion residuals (CCR) impoundment inspection event conducted during the third quarter 2023 at the GTEC facility located at 1820 Power Plant Rd, Grand Tower, Illinois (the "Site"). The third quarter groundwater sampling event took place between 19 September and 20 September 2023, and the impoundment inspection event was conducted on 19 September 2023. A Site location map is provided in Figure 1.

The third quarter 2023 groundwater sampling event was performed in accordance with the post-closure groundwater monitoring program presented within the Grand Tower Operating Permit Application submitted to the Illinois Environmental Protection Administration (IEPA) on 28 October 2021, which was modified in accordance with the Consolidated IEPA Comments dated 17 March 2022. The purpose of the sampling event was to continue the initial five-year period of quarterly groundwater monitoring for the evaluation of the concentration and areal distribution of impacts related to the closed CCR impoundment in Site groundwater. The parameters detected in the groundwater are associated with the historical CCR impoundment, which was capped and closed in 2020. The quarterly results include a summary of field activities, laboratory analytical, and documentation of other associated Site activity, as necessary. It should be noted that this is the sixth post-closure sampling event and that a sufficient amount of monitoring data still does not exist to provide an accurate evaluation of post-closure data trends and whether a statistically significant increase or decrease in the data trends exist during the current five-year post-closure monitoring period.

Third quarter 2023 site activities, performed in accordance with the proposed post-closure groundwater monitoring program, the results of which are summarized below, included:

- Inspection of the final cover system of the CCR impoundment;
- Inspection of the groundwater monitoring well array; and
- Groundwater monitoring activity.

QUARTERLY CCR IMPOUNDMENT INSPECTION

During the third quarter of 2023, an inspection of the CCR impoundment cover system and associated features was completed, and the full quarterly inspection report can be found in Appendix A. The woody vegetation (up to 1" diameter) noted to be within the riprap on the north, west, and southern impoundment cap faces during 2022 was treated with herbicide during the first half of 2023. However, a limited amount of live woody vegetation growth continues to be observed within the riprap. No significant degradation or issues were noted associated with the overall CCR impoundment cover system.

QUARTERLY MONITORING WELL INSPECTION AND GAUGING

During the third quarter of 2023, monitoring well inspections were conducted. The monitoring well protectors and casings were inspected for damage and/or signs of settling that might impact the integrity of the surface seals. The inspection tasks also included gauging total depths as well as static groundwater elevations. Both measurements were referenced from the top of casing (TOC) at each of the Site monitoring wells. Total depth and groundwater level measurements were obtained from the monitoring wells using a water level meter with an accuracy of 0.01 foot. The quarterly monitoring well inspection forms can be found in Appendix B. Based upon these measurements, a shallow groundwater contour map for the Site was developed for the third quarter of 2023. The groundwater gradient is primarily from east to west towards the Mississippi River except during times of flooding events that may cause a reverse flow from west to east for a short period of time (Natural Resource Technology, Phase 1 Hydrogeologic Assessment Report, March 2013). Figure 2 shows monitoring well locations with a groundwater contour and groundwater flow direction arrow, groundwater elevations at each monitoring well, and the Mississippi River elevation at the time of groundwater level gauging.

QUARTERLY GROUNDWATER MONITORING

The Groundwater Protection Standards (GWPS) for the Site are those provided in 35 IAC §845.600(a). Assessment of corrective measures began on 16 June 2022 with the commencement of the initial post-closure groundwater sampling event. During the third quarter 2023 sampling event, 12 monitoring wells (APW-01R, APW-02, APW-

03, APW-04, APW-05R, APW-06D, APW-06S, APW-07, APW-08, APW-09, APW-10D, and APW-10S) were sampled. The monitoring wells were purged prior to sampling using a submersible pump according to United States Environmental Protection Administration (USEPA) low flow purging and sampling procedures (“Low Stress Purging and Sampling Procedure for the Collection of Groundwater Samples from Monitoring Wells” revised September 19, 2017). The pump intake was placed within the screened interval of each monitoring well sampled and stabilization measurements were collected using a calibrated YSI Professional Plus meter during purging activities for the collection of pH, specific conductivity, temperature, dissolved oxygen, and oxidation reduction potential (ORP) readings. Turbidity readings were also collected from each monitoring well using a Hach 2100Q Turbidimeter. Well purging continued until stabilization of each field parameter was achieved according to USEPA guidelines for low-flow sampling. Once the field parameters stabilized, the YSI meter was disconnected, and groundwater samples were collected for analysis using the same dedicated polyethylene tubing that was used to purge the well. Field parameter measurements collected during this sampling event were recorded on field data forms. Copies of the field data forms are included in Appendix C.

The groundwater samples collected were placed in laboratory-provided sample containers for analysis by Teklab, Inc. located in Collinsville, IL which is an IEPA-approved laboratory. Samples were transported under chain-of-custody procedures to the laboratory for analytical testing within laboratory provided coolers containing ice. The laboratory analytical report for the third quarter 2023 sampling event is included in Appendix D.

In accordance with the 3 March 2022 draft comments received from the IEPA Groundwater Section associated with the post-closure groundwater monitoring program contained in the Operating Permit Application submitted to the IEPA on 28 October 2021, the IEPA evaluates the efficacy of corrective actions for closed CCR impoundments through the comparison of the groundwater analytical results to the GWPS contained in 35 IAC §845.600. Under 35 IAC §845.600, the following groundwater parameters are to be monitored:

- Antimony
- Arsenic
- Barium
- Beryllium
- Boron
- Cadmium
- Chloride
- Chromium
- Cobalt
- Fluoride
- Lead
- Lithium
- Mercury
- Molybdenum
- pH
- Selenium
- Sulfate
- Thallium
- TDS
- Radium 226/228
- Calcium
- Turbidity

GROUNDWATER ANALYTICAL RESULTS

The analytical results for the post-closure groundwater sampling event conducted during the third quarter 2023 are presented in Table 1. During the third quarter 2023

sampling event, the following analytes were detected in the listed wells above the GWPS:

- Sulfate: APW-02
- Arsenic: APW-06D, APW-10S
- Boron: APW-02, APW-03, APW-05R, APW-06D, APW-06S,
- Calcium: APW-02, APW-03, APW-05R, APW-06D, APW-06S, APW-07, APW-10D, APW-10S
- Turbidity: APW-01R, APW-02, APW-04, APW-05R, APW-06D, APW-07, APW-08, APW-10D, APW-10S
- Lithium: APW-02, APW-03, APW-04, APW-05R, APW-06S
- Molybdenum: APW-02, APW-05R, APW-06S

APW-10S, located approximately one-half mile south of the closed CCR impoundment, continues to exhibit elevated arsenic concentrations. However, the occurrence of arsenic in this well is not considered to be related to the closed CCR impoundment due to its distance and location hydraulically side gradient in relation to the Site. Additionally, the monitoring wells located between the closed CCR impoundment (APW-03, APW-07, APW-08, and APW-09) and APW-10D do not exhibit arsenic concentration above the GWPS.

The GTEC CCR impoundment is currently in Corrective Action Monitoring (CAM). After at least eight quarterly CAM events have been completed, the groundwater sampling results will be evaluated to determine if statistically significant increases or decreases have occurred after cap and closure occurred in 2020 in accordance with 35 IAC Section §845.640(f). The statistical evaluation of the first eight CAM groundwater sampling events is anticipated to be completed during the first quarter of 2024. In accordance with 35 IAC Section §845.550(a) an Annual Groundwater Monitoring and Corrective Action Report will also be submitted for the preceding calendar year no later than January 31st of 2024.

At the end of the current five-year monitoring and reporting post-closure time frame, a groundwater performance monitoring report will be submitted to IEPA to either demonstrate restoration of groundwater quality to Class I standards or presents a continued groundwater monitoring plan for an additional five years. In addition, the results will be compared to the modeled concentrations to evaluate if a decreasing trend, as defined through modeling, is occurring at the predicted rate. Significant changes from the model results will lead to additional calibration and assessment of future expected rates of decrease for the constituents of concern (COCs).



DATE
11 January 2024

REFERENCE
Grand Tower Energy Center

SUMMARY AND CONCLUSIONS

Based upon the results of the third quarter 2023 groundwater sampling event, well inspection, and CCR impoundment inspection, the following observations and conclusions have been made:

- Similar to the groundwater sampling results obtained during the eight pre-closure sampling events in 2017 to 2018, and six post-closure groundwater sampling events, concentrations of COCs above the GWPS continue to be detected at well locations downgradient of the closed CCR impoundment.
- Boron has historically been the key indicator for corrective action and continued monitoring of groundwater at the Site. Incorporating data from the eight rounds of pre-closure groundwater sampling conducted during 2017 and 2018, as well as the six post groundwater monitoring events, boron continues to demonstrate a decreasing trend at APW-05R and is now below the analytical laboratory detection limit at APW-04.
- Historically, woody vegetation has been noted on the impoundment cap and treated with herbicide. ERM will continue to monitor and address woody vegetation on the impoundment cap and notify facility personnel so they manage appropriately. No significant degradation or issues were noted associated with the overall CCR impoundment cover system.

If you have any questions, please contact me at (314) 447-7237

Sincerely,

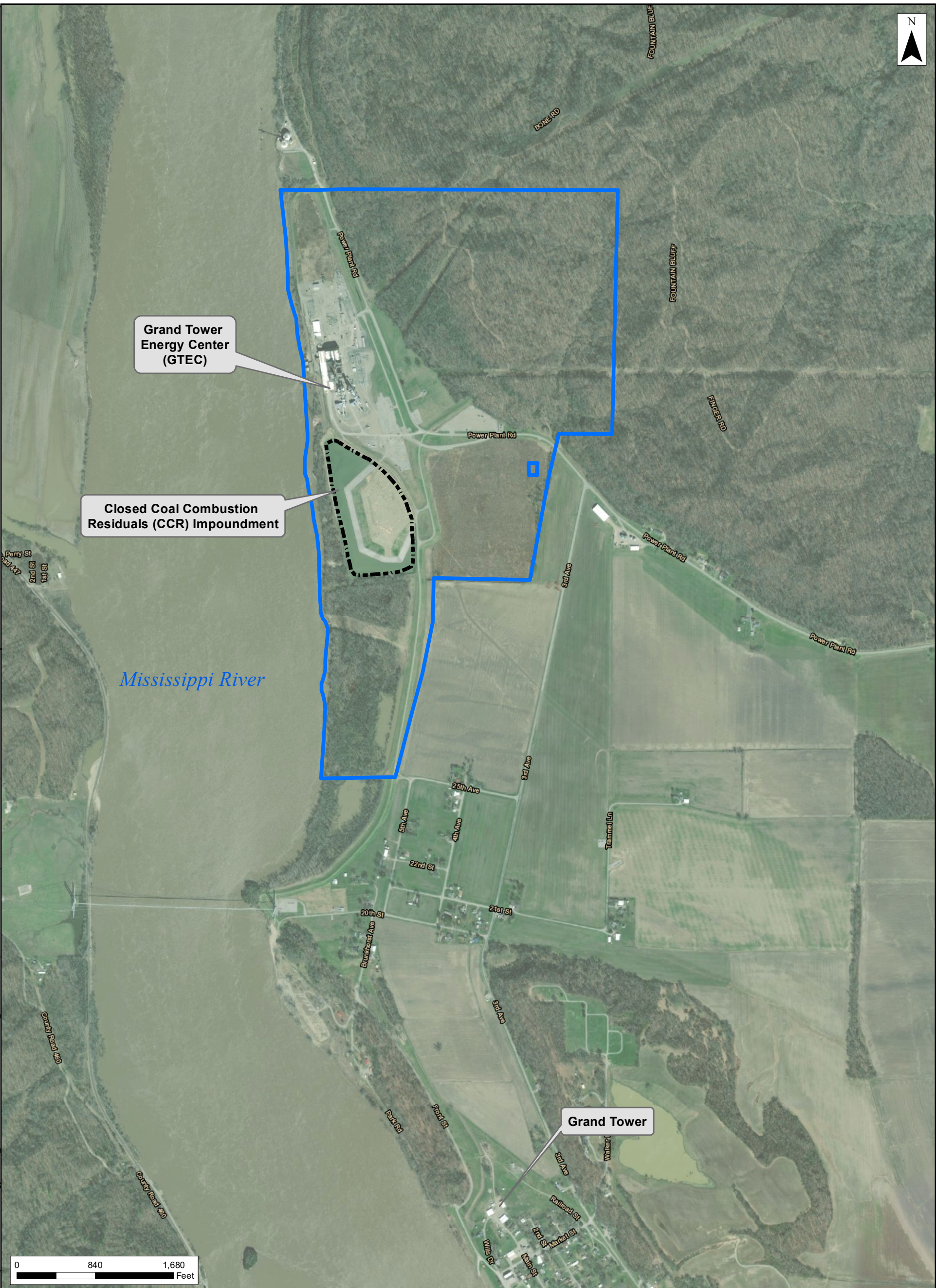
Randy Homburg
Managing Consultant

Alan J. Cork, P.E.
Partner, Engineer

Attachments:

cc: Mr. John Brodhead, Grand Tower Energy Center (electronic)

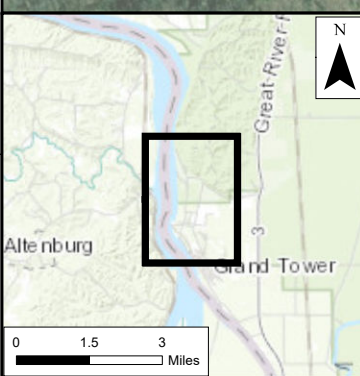
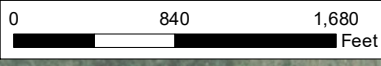
FILE: \\usbdfs02\data\Philadelphia\Team\DM\GIS\Projects\Grand Tower Energy Center\ MXD\FIGURE1-SITELLOCATIONMAP_20221003.mxd | REVISED: 10/03/2022 | SCALE: 1:12,000 when printed at 11x17



Grand Tower Energy Center (GTEC)

Closed Coal Combustion Residuals (CCR) Impoundment

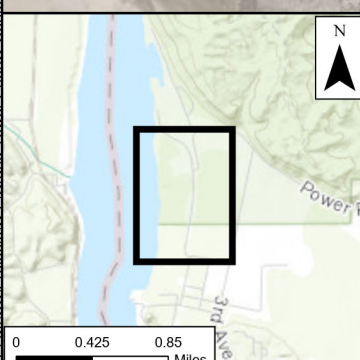
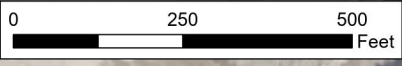
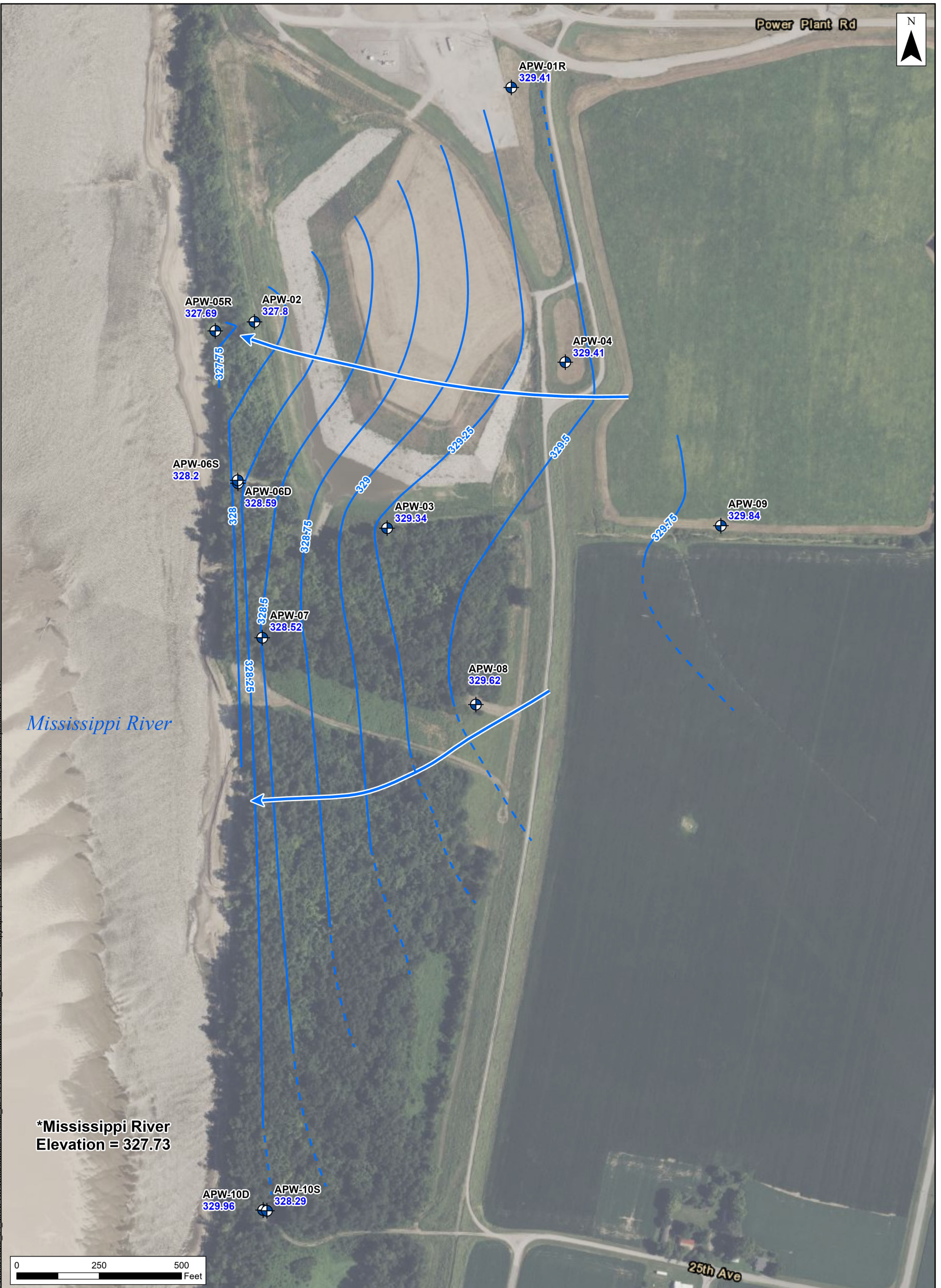
Grand Tower



- Legend**
- Closed Coal Combustion Residuals (CCR) Impoundment
 - Approximate Parcel Boundary

Notes:
 1. CCR Surface Impoundment Closed Prior to July 31, 2021
 2. World Imagery (3/24/2021)

Figure 1
Site Location Map
 Grand Tower Energy Center, LLC
 Grand Tower, Illinois
 Jackson County



- Legend**
- Monitoring Well Location
 - Groundwater Contour (0.25 Ft. Interval) - Dashed where inferred
 - Groundwater Flow Direction
 - 348.37 Groundwater Elevation

- Notes:**
1. CCR Surface Impoundment Closed Prior to July 31, 2021
 2. Date of gauging September 19, 2023
 3. Ft AMSL - Feet Above Mean Sea Level
 4. (D) - Designated Wells not used in contouring
 5. * River stage at Mississippi River Gauge at Grand Tower, IL (NGVD29) (<https://rivergages.mvr.usace.army.mil/WaterControl/shefdata2.cfm?sid=CE358576&d=31&dt=E>)
 6. Contours are dashed where inferred
 7. BING Imagery, 2022

Figure 2
Sampling Event Results
September 2023
 Grand Tower Energy Center, LLC
 Grand Tower, Illinois
 Jackson County

Table 1
Groundwater Summary Table
Grand Tower Energy Center (GTEC)
Grand Tower, US-IL

Parameter/Analyte	Total or Dissolved	Units	35 IAC 845.600	Sampled prior to closure of CCR Impoundment								Post-Closure Sampling						
				Sample ID	APW-1R-20170907	APW-1R-20170927	APW-1R-20171016	APW-1R-20171108	APW-1R-20171127	APW-1R-20171228	APW-1R-20180117	APW-1R-20180207	APW-1R-WG-20220615	APW-01R-WG-20220915	APW-01R-WG-20221130	APW-01R-WG-20230202	APW-01R-WG-20230627	APW-01R-WG-20230920
				Location ID	APW-01R-09/05/2017	APW-01R-09/27/2017	APW-01R-10/18/2017	APW-01R-11/08/2017	APW-01R-11/27/2017	APW-01R-12/28/2017	APW-01R-01/17/2018	APW-01R-02/07/2018	APW-01R-06/15/2022	APW-01R-09/15/2022	APW-01R-11/30/2022	APW-01R-02/02/2023	APW-01R-06/27/2023	APW-01R-09/20/2023
UNSPECIFIED																		
Fluoride	N	mg/L	4	0.15	0.17	0.16	0.12	0.14	0.15	0.18	0.16	0.21	0.15	0.18	0.17	0.14	0.17	
Radium-226	N	pCi/L	NS	0.25 ± 12 U	0.18 ± 09 U	0.307 ± 320	0.13 ± 0.43 U	-0.07 ± 0.16 U	0.23 ± 0.1 U	0.03 ± 0.07 U	-0.04 ± 0.08 U	0.0323 ± 0.141 U	0.24 ± 0.1 U	0.4 ± 0.12 U	0.16 ± 0.169 J	0.27 ± 0.11 U	0.32 ± 0.11 U	
Radium-228	N	pCi/L	NS	2.29 ± 98	0.51 ± 39 U	0.12 ± 332	0.57 ± 0.33 U	0.47 ± 0.54 U	0.04 ± 0.34 U	0.98 ± 0.62 J	0.22 ± 0.34 U	0.661 ± 0.257	0.43 ± 0.49 UQM	0.41 ± 0.56 U	0.531 ± 0.284	0.85 ± 0.61 J	0.32 ± 0.56 U	
Sulfate	N	mg/L	400	41	65	65	54	58	88	78	79	33	74	69	37	79		
CALC																		
Radium-226/228	N	pCi/L	5									0.693 ± 0.293	0.67 ± 0.59 U	0.81 ± 0.68 U	0.691 ± 0.330	1.12 ± 0.72 U	0.64 ± 0.67 U	
FIELD PARAM																		
Turbidity, Field	N	NTU	17.9e ⁶									33.9	31.7	31.7	89.5	83.2	133	
GEN CHEM																		
Chloride	N	mg/L	200	5 U	5 U	5 U	5 U	5 U	9	11	10	2	7	7	7	4 U	5	
Dissolved Solids, Total	N	mg/L	1200	400	428	376	358 R	412	474	434	392	342	420 H	385	384	328	355	
pH, Lab	N	pH units	6.22-9.0 ²	6.64	6.54	6.6	6.8	7.11	6.96	7.09	6.52	6.98	6.91	6.43	6.57	6.53 H	6.66 H	
METALS																		
Antimony	D	mg/L	0.006									0.001 U	0.001 U	0.001 U	0.001 U	0.001 U	0.001 U	
Arsenic	D	mg/L	0.01	0.001 U	0.001 U	0.001 U	0.001 U	0.001 U	0.001 U	0.001 U	0.001 U	0.001 U	0.001 U	0.001 U	0.001 U	0.001 U	0.001 U	
Barium	D	mg/L	2									0.16	0.153	0.162 B	0.155	0.164	0.21	
Beryllium	D	mg/L	0.004									0.197	0.185	0.199	0.178	0.168	0.202	
Bismuth	D	mg/L	0.004	0.001 U	0.001 U	0.001 U	0.001 U	0.001 U	0.001 U	0.001 U	0.001 U	0.001 U	0.001 U	0.001 U	0.001 U	0.001 U	0.001 U	
Boron	D	mg/L	2	0.218	0.251	0.238	0.211	0.225	0.329	0.357	0.311	0.228	0.242	0.222	0.221	0.176	0.18	
Cadmium	D	mg/L	0.005									0.001 U	0.001 U	0.001 U	0.001 U	0.001 U	0.001 U	
Calcium	D	mg/L	103.2 ¹									85.6	83.8 S	73.9	71.4	66.4	72.1	
Calcium	T	mg/L	103.2 ¹	84.3 S	93 S	86.2 S	88.2	91.2 S	91	97.1	85.8 S	90.3	91.4	79.7	75.5 S	66.8 B	59.2 S	
Chromium	D	mg/L	0.1									0.0009 J	0.0015 U	0.0015 U	0.0015 U	0.0015 U	0.0015 U	
Cobalt	T	mg/L	0.1	0.0023	0.0021	0.0033	0.001 U	0.001 U	0.0018	0.0015	0.0015	0.0031	0.0034	0.0022	0.0041	0.0015 U	0.0085	
Cobalt	D	mg/L	0.006	0.001 U	0.001 U	0.001 U	0.001 U	0.001 U	0.001 U	0.001 U	0.001 U	0.0002 J	0.001 U	0.001 U	0.001 U	0.001 U	0.0012	
Iron	T	mg/L	NS									1.42						
Lead	D	mg/L	0.0075									0.001 U	0.001 U	0.001 U	0.001 U	0.001 U	0.001 U	
Lead	T	mg/L	0.0075	0.001 U	0.001 U	0.001 U	0.001 U	0.001 U	0.001 U	0.001 U	0.001 U	0.0013	0.0062	0.0014	0.001 U	0.001 U	0.0026	
Lithium	D	mg/L	0.04									0.0127	0.0156	0.0139	0.0135	0.015	0.0211	
Lithium	T	mg/L	0.04	0.0155	0.018	0.0173	0.0175	0.018	0.0179	0.0164	0.0159	0.0171	0.0169	0.0155	0.0157	0.0142	0.0147	
Manganese	T	mg/L	NS									0.139						
Mercury	D	mg/L	0.002										0.0002 U					
Mercury	T	mg/L	0.002	0.0002 U	0.0002 U	0.0002 U	0.0002 U	0.0002 U	0.0002 U	0.0002 U	0.0002 U	0.0002 U	0.0002 U	0.0002 U	0.0002 U	0.0002 U	0.0002 U	
Molybdenum	D	mg/L	0.1									0.0015 U	0.0015 U	0.0015 U	0.0015 U	0.0015 U	0.0015 U	
Nickel	T	mg/L	NS	0.001 U	0.001 U	0.001 U	0.001 U	0.001 U	0.001 U	0.001 U	0.001 U	0.0043	0.0015 U	0.0015 U	0.0015 U	0.0015 U	0.0015 U	
Nickel	D	mg/L	NS	0.0044	0.0062	0.0054	0.004	0.0038	0.0046	0.005	0.0057	0.0083	0.0061	0.012				
Selenium	D	mg/L	0.05									0.0028	0.0032	0.0033	0.0032	0.0032	0.0037	
Selenium	T	mg/L	0.05	0.0038	0.004	0.0034	0.0044	0.0041	0.004	0.004	0.0037	0.0028	0.0038	0.0035	0.0037	0.0033	0.0037	
Thallium	D	mg/L	0.002									0.002 U	0.002 U	0.002 U	0.002 U	0.002 U	0.002 U	
Thallium	T	mg/L	0.002	0.001 U	0.001 U	0.001 U	0.001 U	0.001 U	0.001 U	0.0014	0.001 U	0.002 U	0.002 U	0.002 U	0.002 U	0.002 U	0.002 U	

Notes:
 Empty cells = not analyzed
 N = Normal Environmental Sample
 FD = Field Duplicate Sample
 NA = not applicable
 T = total
 D = dissolved
 mg/L = milligrams per liter
 pCi/L = picocuries per liter
 NTU = nephelometric turbidity units
 H = Holding times exceeded
 J = Analyte detected below quantitation limits
 J3 = The associated batch QC was outside the established quality control range for precision
 S = Spike Recovery outside recovery limits
 R = RPD outside accepted recovery limits
 U = Not Detected at the Reporting Limit

*Protection Standard is from Title 35 Section 845.600 unless otherwise noted
 1 Standard is from the Upper Tolerance Limit (UTL) calculated from background well APW-01R concentrations from 8 quarterly sampling events from 2017-2018
 2 Standard value 6.22 is from the Lower Tolerance Limit (LTL) calculated from background well APW-01R concentrations from 8 quarterly sampling events from 2017-2018 and 9.0 is the regulatory standard
 Highlighted values exceed action level
 NS = No standard

Table 1
Groundwater Summary Table
Grand Tower Energy Center (GTEC)
Grand Tower, US-IL

Parameter/Analyte	Test or Dissolved	Units	Sample ID	Sampled prior to closure of CCR impoundment										Post-Closure Sampling									
				Sample 01		Sample 02		Sample 03		Sample 04		Sample 05		Sample 06		Sample 07		Sample 08		Sample 09		Sample 10	
				Location ID	APW-02	APW-02	APW-02	APW-02	APW-02	APW-02	APW-02	APW-02	APW-02	APW-02	APW-02	APW-02	APW-02	APW-02	APW-02	APW-02	APW-02	APW-02	APW-02
UNSPECIFIED																							
Fluoride	N	mg/L	4	0.24	0.26	0.25	0.24	0.24	0.25	0.26	0.24	0.25	0.22	0.22	0.22	0.25	0.26	0.23	0.22	0.22	0.22	0.24	
Barium-226	N	pCi/L	NS	1.06 ± 0.21	0.03 ± 0.1 U	0.132 ± 0.410	1.47 ± 0.26	0.33 ± 0.12 U	0.47 ± 0.15 U	0.97 ± 0.23 U	0.159 ± 0.181 U	0.27 ± 0.1 UO2B	0.14 ± 0.07 U	0.5 ± 0.14 U	0.35 ± 0.12 U	0.077 ± 0.256 U	0.174 ± 0.279 U	0.21 ± 0.1 U	0.05 ± 0.07 U	0.18 ± 0.29 U	0.13 ± 0.32 U	0.38 ± 0.12 U	
Barium-228	N	pCi/L	NS	1.28 ± 0.35	0.91 ± 0.0 U	0.554 ± 0.378	0.91 ± 0.26 U	0.85 ± 0.2 U	1.08 ± 0.39	0.99 ± 0.5 U	0.303 ± 0.236 U	0.4 ± 0.4 UO2B	2.81 ± 1.03	0.24 ± 0.44 U	0.27 ± 0.35 U	1.02 ± 0.46	0.98 ± 0.29 U	0.42 ± 0.6 U	0.13 ± 0.32 U	0.91 ± 0.29 U	0.13 ± 0.32 U	0.31 ± 0.33	
Sulfate	N	mg/L	400	460	472 S	472	472	472	472	472	472	472	472	472	472	472	472	472	472	472	472	472	
CALC	N	pCi/L	5																				
Barium-226/228	N	pCi/L	5																				
FIELD PARAM																							
Leachate Flow	N	NTU	17.96†										36	19.2		132		93.6		104.2		97	
REACTEM																							
Chloride	N	mg/L	200	13	12	11	11	12	12	12	12	12	8	11	10	8	9	10	10	7	8	7	
Dissolved Solids Total	N	mg/L	200	308	301	294	316	303	308	308	308	308	200 U	200 U	200 U	200 U	200 U	200 U	200 U	200 U	200 U	200 U	
pH Lab	N	pH units	6.22-9.8†	7.59	7.05	7.08	7.07	7.05	7.14	7.06	6.98	7.21	7.32	7.25	7.01	7.02	6.98	7.05	6.94	7.03	7.03	7.15 H	
METALS																							
Arsenic	D	mg/L	0.006	0.001 U	0.001 U	0.001 U	0.001 U	0.001 U	0.001 U	0.001 U	0.001 U	0.001 U	0.001 U	0.001 U	0.001 U	0.001 U	0.001 U	0.001 U	0.001 U	0.001 U	0.001 U	0.001 U	
Arsenite	D	mg/L	0.01	0.0156	0.0147	0.0212	0.017	0.0169	0.0157	0.0148	0.0243	0.0238	0.0249	0.0212	0.0187	0.016	0.0136	0.011	0.0136	0.011	0.0107	0.0107	
Arsenic	T	mg/L	0.01	0.0156	0.0147	0.0212	0.017	0.0169	0.0157	0.0148	0.0243	0.0238	0.0249	0.0212	0.0187	0.016	0.0136	0.011	0.0136	0.011	0.0107	0.0107	
Barium	D	mg/L	2	0.473	0.355	0.685	0.44	0.427	0.338	0.351	0.739	0.154	0.123	0.135	0.125 B	0.148 B	0.187	0.154	0.142	0.145	0.133	0.133	
Barium	T	mg/L	2	0.473	0.355	0.685	0.44	0.427	0.338	0.351	0.739	0.154	0.123	0.135	0.125 B	0.148 B	0.187	0.154	0.142	0.145	0.133	0.133	
Beryllium	D	mg/L	0.004	0.001 U	0.001 U	0.001 U	0.001 U	0.001 U	0.001 U	0.001 U	0.001 U	0.001 U	0.001 U	0.001 U	0.001 U	0.001 U	0.001 U	0.001 U	0.001 U	0.001 U	0.001 U	0.001 U	
Beryllium	T	mg/L	0.004	0.001 U	0.001 U	0.001 U	0.001 U	0.001 U	0.001 U	0.001 U	0.001 U	0.001 U	0.001 U	0.001 U	0.001 U	0.001 U	0.001 U	0.001 U	0.001 U	0.001 U	0.001 U	0.001 U	
Boron	D	mg/L	2	8.16	8.71	8.94 S	9	8.98	8.39	8.19	8.24	8.13	8.21	8.32	7.69	7.79	8.32 S	8.4	8.32 S	8.4	8.24	8.24	
Boron	T	mg/L	2	8.16	8.71	8.94 S	9	8.98	8.39	8.19	8.24	8.13	8.21	8.32	7.69	7.79	8.32 S	8.4	8.32 S	8.4	8.24	8.24	
Calcium	D	mg/L	0.005	0.001 U	0.001 U	0.001 U	0.001 U	0.001 U	0.001 U	0.001 U	0.001 U	0.001 U	0.001 U	0.001 U	0.001 U	0.001 U	0.001 U	0.001 U	0.001 U	0.001 U	0.001 U	0.001 U	
Calcium	T	mg/L	0.005	0.001 U	0.001 U	0.001 U	0.001 U	0.001 U	0.001 U	0.001 U	0.001 U	0.001 U	0.001 U	0.001 U	0.001 U	0.001 U	0.001 U	0.001 U	0.001 U	0.001 U	0.001 U	0.001 U	
Calcium	D	mg/L	103.2†	148	145	171 S	157	158	135	134	175	175	136 S	166	161	129	128	144	147	148	151		
Calcium	T	mg/L	103.2†	148	145	171 S	157	158	135	134	175	175	136 S	166	161	129	128	144	147	148	151		
Chromium	D	mg/L	0.1	0.0174	0.0485	0.0503	0.0235	0.0214	0.0562	0.147	0.112	0.0058	0.0158	0.0066	0.0066	0.0066	0.0066	0.0066	0.0066	0.0066	0.0066	0.0066	
Chromium	T	mg/L	0.1	0.0174	0.0485	0.0503	0.0235	0.0214	0.0562	0.147	0.112	0.0058	0.0158	0.0066	0.0066	0.0066	0.0066	0.0066	0.0066	0.0066	0.0066	0.0066	
Cobalt	D	mg/L	0.005	0.0057	0.0057	0.0023	0.0023	0.0041	0.0038	0.0018	0.0028	0.011	0.001 U	0.0044	0.0011	0.0015	0.0011	0.001 U	0.001 U	0.001 U	0.001 U	0.001 U	
Cobalt	T	mg/L	0.005	0.0057	0.0057	0.0023	0.0023	0.0041	0.0038	0.0018	0.0028	0.011	0.001 U	0.0044	0.0011	0.0015	0.0011	0.001 U	0.001 U	0.001 U	0.001 U	0.001 U	
Copper	D	mg/L	0.0075	0.0075	0.0075	0.0075	0.0075	0.0075	0.0075	0.0075	0.0075	0.0075	0.0075	0.0075	0.0075	0.0075	0.0075	0.0075	0.0075	0.0075	0.0075	0.0075	
Copper	T	mg/L	0.0075	0.0075	0.0075	0.0075	0.0075	0.0075	0.0075	0.0075	0.0075	0.0075	0.0075	0.0075	0.0075	0.0075	0.0075	0.0075	0.0075	0.0075	0.0075	0.0075	
Lead	D	mg/L	0.0075	0.0075	0.0075	0.0075	0.0075	0.0075	0.0075	0.0075	0.0075	0.0075	0.0075	0.0075	0.0075	0.0075	0.0075	0.0075	0.0075	0.0075	0.0075	0.0075	
Lead	T	mg/L	0.0075	0.0075	0.0075	0.0075	0.0075	0.0075	0.0075	0.0075	0.0075	0.0075	0.0075	0.0075	0.0075	0.0075	0.0075	0.0075	0.0075	0.0075	0.0075	0.0075	
Lithium	D	mg/L	0.04	0.06	0.0455	0.0647	0.0621	0.0642	0.0474	0.045	0.0604	0.0607	0.0574	0.0604	0.0574	0.0465	0.0465	0.0465	0.0465	0.0465	0.0465	0.0465	
Lithium	T	mg/L	NS	0.06	0.0455	0.0647	0.0621	0.0642	0.0474	0.045	0.0604	0.0607	0.0574	0.0604	0.0574	0.0465	0.0465	0.0465	0.0465	0.0465	0.0465	0.0465	
Manganese	D	mg/L	0.002	0.002 U	0.002 U	0.002 U	0.002 U	0.002 U	0.002 U	0.002 U	0.002 U	0.002 U	0.002 U	0.002 U	0.002 U	0.002 U	0.002 U	0.002 U	0.002 U	0.002 U	0.002 U	0.002 U	
Manganese	T	mg/L	NS	0.002 U	0.002 U	0.002 U	0.002 U	0.002 U	0.002 U	0.002 U	0.002 U	0.002 U	0.002 U	0.002 U	0.002 U	0.002 U	0.002 U	0.002 U	0.002 U	0.002 U	0.002 U	0.002 U	
Mercury	D	mg/L	0.002	0.002 U	0.002 U	0.002 U	0.002 U	0.002 U	0.002 U	0.002 U	0.002 U	0.002 U	0.002 U	0.002 U	0.002 U	0.002 U	0.002 U	0.002 U	0.002 U	0.002 U	0.002 U	0.002 U	
Mercury	T	mg/L	0.002	0.002 U	0.002 U	0.002 U	0.002 U	0.002 U	0.002 U	0.002 U	0.002 U	0.002 U	0.002 U	0.002 U	0.002 U	0.002 U	0.002 U	0.002 U	0.002 U	0.002 U	0.002 U	0.002 U	
Molybdenum	D	mg/L	0.1	0.172	0.147	0.214	0.175	0.165	0.111	0.0951	0.131	0.24	0.174	0.174	0.128	0.119	0.166	0.16	0.222	0.252	0.198	0.198	
Molybdenum	T	mg/L	0.1	0.172	0.147	0.214	0.175	0.165	0.111	0.0951	0.131	0.24	0.174	0.174	0.128	0.119	0.166	0.16	0.222	0.252	0.198	0.198	
Nickel	D	mg/L	NS	0.0288	0.0283	0.0412	0.0202	0.0135	0.0295	0.0631	0.0725	0.0239	0.0252	0.0252	0.021 U	0.021 U	0.021 U	0.021 U	0.021 U	0.021 U	0.021 U	0.021 U	
Nickel	T	mg/L	NS	0.0288	0.0283	0.0412	0.0202	0.0135	0.0295	0.0631	0.0725	0.0239	0.0252	0.0252	0.021 U	0.021 U	0.021 U	0.021 U	0.021 U	0.021 U	0.021 U	0.021 U	
Selenium	D	mg/L	0.06	0.001 U	0.001 U	0.001 U	0.001 U	0.001 U	0.001 U	0.001 U	0.001 U	0.001 U	0.001 U	0.001 U	0.001 U	0.001 U	0.001 U	0.001 U	0.001 U	0.001 U	0.001 U	0.001 U	
Selenium	T	mg/L	0.06	0.001 U	0.001 U	0.001 U	0.001 U	0.001 U	0.001 U	0.001 U	0.001 U	0.001 U	0.001 U	0.001 U	0.001 U	0.001 U	0.001 U	0.001 U	0.001 U	0.001 U	0.001 U	0.001 U	
Thallium	D	mg/L	0.002	0.002 U	0.002 U	0.002 U	0.002 U	0.002 U	0.002 U	0.002 U	0.002 U	0.002 U	0.002 U	0.002 U	0.002 U	0.002 U	0.002 U	0.002 U	0.002 U	0.002 U	0.002 U	0.002 U	
Thallium	T	mg/L	0.002	0.002 U	0.002 U	0.002 U	0.002 U	0.002 U	0.002 U	0.002 U	0.002 U	0.002 U	0.002 U	0.002 U	0.002 U	0.002 U	0.002 U	0.002 U	0.002 U	0.002 U	0.002 U	0.002 U	

Notes:
 Empty cells = not analyzed
 N = Normal Environmental Sample
 FD = Field Duplicate Sample
 NA = not applicable
 † = total
 D = dissolved
 mg/L = milligrams per liter
 pCi/L = picocuries per liter
 NTU = nephelometric turbidity units
 H = Holding times exceeded
 † = Analyte detected below quantitation limits
 J3 = The associated batch QC was outside the established quality control range for precision
 S = Spike Recovery outside recovery limits
 R = RPD outside accepted recovery limits
 U = Not Detected at the Reporting Limit

* Protection Standard is from Title 35 Section 845.600 unless otherwise noted
 † Standard is from the Upper Tolerance Limit (UTL) calculated from background well APW-01R concentrations from 8 quarterly sampling events from 2017-2018
 ‡ Standard value 6.22 is from the Lower Tolerance Limit (LLT) calculated from background well APW-01R concentrations from 8 quarterly sampling events from 2017-2018 and 9.0 is the regulatory standard
 Highlighted values exceed action level
 NS = No standard

Table 1
Groundwater Summary Table
Grand Tower Energy Center (GTEC)
Grand Tower, US-IL

Parameter/Analyte	Total or Dissolved	Units	35 IAC 845.600	Sampled prior to closure of CCR Impoundment								Post-Closure Sampling					
				Sample ID Location ID Sample Date Sample Type	APW-3-20170907	APW-3-20170929	APW-3-20171020	APW-3-20171110	APW-3-20171129	APW-3-20171228	APW-3-20180119	APW-3-20180208	APW-3-WG-20220616	APW-3-WG-20220915	APW-3-WG-20221130	APW-3-WG-20230130	APW-3-WG-20230626
UNSPECIFIED																	
Fluoride	N	mg/L	4	0.28	0.29	0.29	0.31	0.27	0.29	0.29	0.34	0.26	0.2	0.26	0.23	0.23	0.25
Radium-226	N	pCi/L	NS	0.53 ± 18 U	0.04 ± 0.09 U	0.409 ± 0.426	0.18 ± 0.11 U	0.33 ± 0.17 U	0.2 ± 0.1 U	0.1 ± 0.1 U	0.31 ± 0.15 U	0.201 ± 0.155	0.56 ± 0.13 U	0.19 ± 0.1 U	0.293 ± 0.212	0.23 ± 0.11 U	0.2 ± 0.09 U
Radium-228	N	pCi/L	NS	2.05 ± 96	1.01 ± 0.57	0.492 ± 0.373	0.72 ± 0.37 J	0.31 ± 0.49 U	0.37 ± 0.44 U	1.32 ± 0.68	0.06 ± 0.36 U	1.89 ± 0.26 J3	0.4 ± 0.5 UQDR	0.67 ± 0.59 U	0.119 ± 0.430 U	0.61 ± 0.54 U	0.85 ± 0.52 J
Sulfate	N	mg/L	400	175	222	201	207	204	168	152	194	393	150	226	322	292	280
CALC																	
Radium-226/228	N	pCi/L	5									2.09 ± 0.303	0.96 ± 0.63 U	0.86 ± 0.69 U	0.412 ± 0.479 J	0.84 ± 0.65 U	1.05 ± 0.61 U
FIELD PARAM																	
Turbidity, Field	N	NTU	17.96 ¹									40.3	56.1	103	50.7	6.04	2.72
GEN CHEM																	
Chloride	N	mg/L	200	22	21	21	22	19	20	16	23	20	16	20	21	17	16
Dissolved Solids, Total	N	mg/L	1200	464	514	486	450	554	504	498	456	724	602 H	610	524	614	636
pH, Lab	N	pH units	6.22-9.0 ²	7.88	7.46	7.65	7.93	7.5	7.48	7.26	7.78	7.85	7.46	7.21	7.45	7.77 H	7.84 H
METALS																	
Antimony	D	mg/L	0.006									0.001 U	0.001 U	0.001 U	0.001 U	0.001 U	0.001 U
Arsenic	D	mg/L	0.006	0.001 U	0.001 U	0.001 U	0.001 U	0.001 U	0.001 U	0.001 U	0.001 U	0.001 U	0.001 U	0.001 U	0.001 U	0.001 U	0.001 U
Arsenic	T	mg/L	0.01	0.0022	0.0029	0.0021	0.0018	0.0023	0.0024	0.0028	0.0018	0.002	0.0046	0.0059	0.003	0.004	0.0017
Barium	D	mg/L	2									0.139	0.124	0.108 B	0.139	0.13	0.136
Barium	T	mg/L	2	0.111	0.146	0.104	0.0814	0.121	0.1	0.15	0.0806	0.158	0.181	0.19	0.135	0.155	0.137
Beryllium	D	mg/L	0.004									0.001 U	0.001 U	0.001 U	0.001 U	0.001 U	0.001 U
Beryllium	T	mg/L	0.004	0.001 U	0.001 U	0.001 U	0.001 U	0.001 U	0.001 U	0.001 U	0.001 U	0.001 U	0.001 U	0.001 U	0.001 U	0.001 U	0.001 U
Boron	D	mg/L	2									4.23	1.49	2.99	4.38	4.64	4.11
Boron	T	mg/L	2	4.16	4.21 S	4.7	4.67	4.44 S	4.52	4.08	4.92	4.27	1.84	3.59	4.94	4.67	4.19 S
Cadmium	D	mg/L	0.005									0.001 U	0.001 U	0.001 U	0.001 U	0.001 U	0.001 U
Cadmium	T	mg/L	0.005	0.001 U	0.001 U	0.001 U	0.001 U	0.001 U	0.001 U	0.001 U	0.001 U	0.0002 J	0.001 U	0.001 U	0.001 U	0.001 U	0.001 U
Calcium	D	mg/L	103.2 ¹									174	125	101	121	125	137
Calcium	T	mg/L	103.2 ¹	86.3	104 S	88.1	74.9	116 S	95	101	77.1	153	143	115	111	139 B	124 S
Chromium	D	mg/L	0.1									0.001 J	0.0015 U	0.0015 U	0.0015 U	0.0015 U	0.0015 U
Chromium	T	mg/L	0.1	0.0081	0.0053	0.0026	0.001 U	0.001 U	0.005	0.0025	0.001 U	0.0044	0.0018	0.0019	0.0019	0.0241	0.0015 U
Cobalt	D	mg/L	0.006									0.001 U	0.001 U	0.001 U	0.001 U	0.001 U	0.001 U
Cobalt	T	mg/L	0.006	0.001 U	0.0015	0.001 U	0.001 U	0.001 U	0.001 U	0.001 U	0.001 U	0.0005 J	0.0014	0.0021	0.001 U	0.0014	0.001 U
Iron	T	mg/L	NS									1.66					
Lead	D	mg/L	0.0075									0.001 U	0.001 U	0.001 U	0.001 U	0.001 U	0.001 U
Lead	T	mg/L	0.0075	0.0021	0.0042	0.001 U	0.001 U	0.001 U	0.001 U	0.001 U	0.001 U	0.0013	0.0023	0.0029	0.001 U	0.0044	0.001 U
Lithium	D	mg/L	0.04									0.0338	0.0288	0.0268	0.0275	0.0262	0.0406
Lithium	T	mg/L	0.04	0.0258	0.0262	0.0259	0.0245	0.0308	0.027	0.035	0.0239	0.0361	0.0329	0.029	0.0276	0.0352	0.0312
Manganese	T	mg/L	NS									0.321					
Mercury	D	mg/L	0.002										0.0002 U				
Mercury	T	mg/L	0.002	0.0002 U	0.0002 U	0.0002 U	0.0002 U	0.0002 U	0.0002 U	0.0002 U	0.0002 U	0.0002 U	0.0002 U	0.0002 U	0.0002 U	0.0002 U	0.0002 U
Molybdenum	D	mg/L	0.1									0.057	0.0342	0.0648	0.0528	0.0656	0.0487
Molybdenum	T	mg/L	0.1	0.0778	0.0754	0.0761	0.0713	0.0684	0.0748	0.0824	0.0849	0.0601	0.0413	0.0621	0.0528	0.0553	0.0558
Nickel	D	mg/L	NS									0.0016					
Nickel	T	mg/L	NS	0.0055	0.0051	0.0019	0.001 U	0.001 U	0.0026	0.0025	0.001	0.0033		0.01			
Selenium	D	mg/L	0.05									0.001 U	0.001 U	0.001 U	0.001 U	0.001 U	0.001 U
Selenium	T	mg/L	0.05	0.001 U	0.001 U	0.001 U	0.001 U	0.001 U	0.001 U	0.0011	0.001 U	0.001 U	0.001 U	0.001 U	0.001 U	0.001 U	0.001 U
Thallium	D	mg/L	0.002									0.002 U	0.002 U	0.002 U	0.002 U	0.002 U	0.002 U
Thallium	T	mg/L	0.002	0.001 U	0.001 U	0.001 U	0.001 U	0.001 U	0.001 U	0.001 U	0.001 U	0.002 U	0.002 U	0.002 U	0.002 U	0.002 U	0.002 U

Notes:
 Empty cells = not analyzed
 N = Normal Environmental Sample
 FD = Field Duplicate Sample
 NA = not applicable
 T = total
 D = dissolved
 mg/L = milligrams per liter
 pCi/L = picocuries per liter
 NTU = nephelometric turbidity units
 H = Holding times exceeded
 J = Analyte detected below quantitation limits
 J3 = The associated batch QC was outside the established quality control range for precision
 S = Spike Recovery outside recovery limits
 R = RPD outside accepted recovery limits
 U = Not Detected at the Reporting Limit

*Protection Standard is from Title 35 Section 845.600 unless otherwise noted
¹ Standard is from the Upper Tolerance Limit (UTL) calculated from background well APW-01R concentrations from 8 quarterly sampling events from 2017-2018
² Standard value 6.22 is from the Lower Tolerance Limit (LTL) calculated from background well APW-01R concentrations from 8 quarterly sampling events from 2017-2018 and 9.0 is the regulatory standard
 Highlighted values exceed action level
 NS = No standard

Table 1
Groundwater Summary Table
Grand Tower Energy Center (GTEC)
Grand Tower, US-IL

Parameter/Analyte	Total or Dissolved	Units	Sample ID Location ID Sample Date Sample Type	Sampled prior to closure of CCR Impoundment								Post-Closure Sampling							
				APW-4-20170907	APW-4-20170929	APW-4-20171019	APW-4-20171108	APW-4-20171128	APW-4-20180119	APW-4-20180208	APW-4-20180119	APW-4-20180208	APW-4-20220615	APW-4-20220915	APW-4-20221128	APW-4-20230202	APW-4-20230627	APW-4-20230920	
				N	N	N	N	N	N	N	N	N	N	N	N	N	N	N	N
UNSPECIFIED																			
Fluoride	N	mg/L	4	0.18	0.19	0.18	0.17	0.18	0.17	0.17	0.16	0.2	0.17	0.17	0.15	0.16	0.15		
Radium-226	N	pCi/L	NS	0.38 ± 0.16 U	0.02 ± 0.08 U	-0.272 ± 0.328	0.15 ± 0.09 U	0.09 ± 0.13 U	0.17 ± 0.09 U	-0.05 ± 0.08 U	0.13 ± 0.11 U	0.103 ± 0.164 J	0.5 ± 0.13 U	0.11 ± 0.08 U	0.352 ± 0.232	0.33 ± 0.12 U	0.09 ± 0.07 U		
Radium-228	N	pCi/L	NS	0.95 ± 0.64 J	-0.45 ± 0.68 U	0.53 ± 0.382	0.64 ± 0.31 U	0.88 ± 0.64 J	0.73 ± 0.36 J	0.34 ± 0.51 U	0.64 ± 0.48 U	0.245 ± 0.235 J	2.15 ± 0.78	1.47 ± 0.67	0.961 ± 0.296	0.92 ± 0.68 J	1.18 ± 0.67		
Sulfate	N	mg/L	400	126	116	109	120	107	100	99	92	94	83	68	62	65	66		
CALC																			
Radium-226/228	N	pCi/L	5									0.348 ± 0.287 J	2.65 ± 0.91	1.58 ± 0.75 U	1.31 ± 0.376	1.25 ± 0.8 U	1.27 ± 0.74 U		
FIELD PARAM																			
Turbidity, Field	N	NTU	17.96 ¹									19.1	18.3	26.5	37.3	38.7	21.6		
GEN CHEM																			
Chloride	N	mg/L	200	12	11	11	11	11	11	10	11	12	10	11	10	12	9		
Dissolved Solids, Total	N	mg/L	1200	460	484	452	472	492	514	424	528	430	436 H	446	416	432	476		
pH, Lab	N	pH units	6.22-9.0 ²	7.31	7.33	7.31	7.42	7.32	7.33	7.25	7.2	7.41	7.51	7.34	7.21	7.39 H	7.56 H		
METALS																			
Antimony	D	mg/L	0.006									0.001 U	0.001 U	0.001 U	0.001 U	0.001 U	0.001 U		
Arsenic	T	mg/L	0.006	0.001 U	0.001 U	0.001 U	0.001 U	0.001 U	0.001 U	0.001 U	0.001 U	0.001 U	0.001 U	0.001 U	0.001 U	0.001 U	0.001 U		
Arsenic	D	mg/L	0.01	0.0025	0.0018	0.0016	0.0018	0.0016	0.0014	0.0016	0.0015	0.0015	0.0029	0.0016	0.0017	0.002	0.0019		
Barium	D	mg/L	2									0.116	0.132	0.13	0.116	0.122	0.138		
Barium	T	mg/L	2	0.145	0.139	0.123	0.13	0.128	0.141	0.155	0.144	0.143	0.165	0.133	0.134	0.138	0.131		
Beryllium	D	mg/L	0.004									0.001 U	0.001 U	0.001 U	0.001 U	0.001 U	0.001 U		
Beryllium	T	mg/L	0.004	0.001 U	0.001 U	0.001 U	0.001 U	0.001 U	0.001 U	0.001 U	0.001 U	0.001 U	0.001 U	0.001 U	0.001 U	0.001 U	0.001 U		
Boron	D	mg/L	2									1.41	0.875	7.33	0.619	0.308	0.591		
Boron	T	mg/L	2	2.37	2.16	2.12	2.21	2.03	1.7	1.33	1.18	1.88	0.973	0.653	0.65	0.676	0.572		
Cadmium	D	mg/L	0.005									0.001 U	0.001 U	0.001 U	0.001 U	0.001 U	0.001 U		
Cadmium	T	mg/L	0.005	0.001 U	0.001 U	0.001 U	0.001 U	0.001 U	0.001 U	0.001 U	0.001 U	0.001 U	0.001 U	0.001 U	0.001 U	0.001 U	0.001 U		
Calcium	D	mg/L	103.2 ¹									111	93.7	108	93.3 S	88.3	101 S		
Calcium	T	mg/L	103.2 ¹	101 S	105	89.4	97.5	107	107	113	113	97.8	108 S	102	100	97.5 B	87.9		
Chromium	D	mg/L	0.1									0.0015 U	0.0015 U	0.0015 U	0.0015 U	0.0015 U	0.0015 U		
Chromium	T	mg/L	0.1	0.0041	0.0025	0.0017	0.001 U	0.001 U	0.0027	0.0037	0.001 U	0.0015 U	0.0021	0.0016	0.0016	0.0016 U	0.0023		
Cobalt	D	mg/L	0.006									0.001 U	0.001 U	0.001 U	0.001 U	0.001 U	0.001 U		
Cobalt	T	mg/L	0.006	0.0013	0.001 U	0.001 U	0.001 U	0.001 U	0.001 U	0.001 U	0.001 U	0.0006 J	0.0025	0.001 U	0.001 U	0.001 U	0.001 U		
Iron	T	mg/L	NS									0.563							
Lead	D	mg/L	0.0075									0.001 U	0.001 U	0.001 U	0.001 U	0.001 U	0.001 U		
Lead	T	mg/L	0.0075	0.001 U	0.001 U	0.001 U	0.001 U	0.001 U	0.001 U	0.001 U	0.001 U	0.001 U	0.0016	0.001 U	0.001 U	0.001 U	0.001 U		
Lithium	D	mg/L	0.04									0.0264	0.0283	0.0355	0.0292	0.0311	0.0411		
Lithium	T	mg/L	0.04	0.0404	0.0403	0.0412	0.0406	0.0424	0.0416	0.0411	0.0397	0.036	0.0322	0.0293	0.0326	0.0314	0.0299		
Manganese	T	mg/L	NS									0.192							
Mercury	D	mg/L	0.002									0.0002 U							
Mercury	T	mg/L	0.002	0.0002 U	0.0002 U	0.0002 U	0.0002 U	0.0002 U	0.0002 U	0.0002 U	0.0002 U	0.0002 U	0.0002 U	0.0002 U	0.0002 U	0.0002 U	0.0002 U		
Molybdenum	D	mg/L	0.1									0.0653	0.0445	0.227	0.0383	0.0503	0.0367		
Molybdenum	T	mg/L	0.1	0.0891	0.084	0.0793	0.0812	0.0748	0.0714	0.0592	0.057	0.0788	0.0494	0.0406	0.0017	0.0449	0.0299		
Nickel	D	mg/L	NS									0.0019							
Nickel	T	mg/L	NS	0.0065	0.0034	0.0029	0.002	0.002	0.0026	0.0039	0.003	0.0045		0.0051					
Selenium	D	mg/L	0.05									0.0134	0.0101	0.001 U	0.009	0.0165	0.0096		
Selenium	T	mg/L	0.05	0.0158	0.015	0.0149	0.0161	0.014	0.013	0.0101	0.0102	0.0133	0.0111	0.0085	0.0099	0.0165	0.009		
Thallium	D	mg/L	0.002									0.002 U	0.002 U	0.002 U	0.002 U	0.002 U	0.002 U		
Thallium	T	mg/L	0.002	0.001 U	0.001 U	0.001 U	0.001 U	0.001 U	0.001 U	0.001 U	0.001 U	0.002 U	0.002 U	0.002 U	0.002 U	0.002 U	0.002 U		

Notes:
 Empty cells = not analyzed
 N = Normal Environmental Sample
 FD = Field Duplicate Sample
 NA = not applicable
 T = total
 D = dissolved
 mg/L = milligrams per liter
 pCi/L = picocuries per liter
 NTU = nephelometric turbidity units
 H = Holding times exceeded
 J = Analyte detected below quantitation limits
 J3 = The associated batch QC was outside the established quality control range for precision
 S = Spike Recovery outside recovery limits
 R = RPD outside accepted recovery limits
 U = Not Detected at the Reporting Limit

*Protection Standard is from Title 35 Section 845.600 unless otherwise noted
¹ Standard is from the Upper Tolerance Limit (UTL) calculated from background well APW-01R concentrations from 8 quarterly sampling events from 2017-2018
² Standard value 6.22 is from the Lower Tolerance Limit (LTL) calculated from background well APW-01R concentrations from 8 quarterly sampling events from 2017-2018 and 9.0 is the regulatory standard
 Highlighted values exceed action level
 NS = No standard

Table 1
Groundwater Summary Table
Grand Tower Energy Center (GTEC)
Grand Tower, US-IL

Parameter/Analyte	Total or Dissolved	Units	Sample ID Location ID Sample Date Sample Type	Sampled prior to closure of CCR Impoundment								Post-Closure Sampling					
				APW-6D-20170907	APW-6D-20170927	APW-6D-20171019	APW-6D-20171109	APW-6D-20171128	APW-6D-20171227	APW-6D-20180118	APW-6D-20180208	N/A APW-6D 6/16/2022	APW-6D-20220913	APW-6D-20221128	APW-6D-20230201	APW-6D-20230627	APW-6D-20230920
				N	N	N	N	N	N	N	N	N	N	N	N	N	N
UNSPECIFIED																	
Fluoride	N	mg/L	4	0.22	0.23	0.21	0.22	0.21	0.22	0.23	0.21	N/A	0.2	0.24	0.21	0.2	0.22
Radium-226	N	pCi/L	NS	0.62 ± 0.17 U	0.37 ± 0.11 U	1.22 ± 0.744	0.39 ± 0.15 U	0.38 ± 0.18 U	0.3 ± 0.12 U	0.03 ± 0.08 U	0.2 ± 0.13 U	N/A	0.31 ± 0.1 U	0.62 ± 0.15 U	0.355 ± 0.275	0.3 ± 0.12 U	0.18 ± 0.09 U
Radium-228	N	pCi/L	NS	1.07 ± 0.65	0.61 ± 0.33 U	0.549 ± 0.377	0.86 ± 0.37 J	1.4 ± 0.71	0.78 ± 0.48 J	0.74 ± 0.57 J	0.24 ± 0.34 U	N/A	1.46 ± 0.71	0.28 ± 0.43 U	1.02 ± 0.451	0.74 ± 0.54 J	2.62 ± 0.76
Sulfate	N	mg/L	400	215	228	206	222	230	236	211	189	N/A	272	254	269	270	218
Radium-226/228	N	pCi/L	5									N/A	1.77 ± 0.81 U	0.9 ± 0.58 U	1.38 ± 0.528	1.04 ± 0.66 U	2.8 ± 0.85
FIELD PARAM																	
Turbidity, Field	N	NTU	17.96 ¹									N/A	18.5	74.4	26.9	181	65.5
GEN CHEM																	
Chloride	N	mg/L	200	17	17	16	16	16	16	17	17	N/A	14	17	16	15	16
Dissolved Solids, Total	N	mg/L	1200	558	560	562	564	590	516 R	482	584	N/A	670 H	580	582	735	565
pH, Lab	N	pH units	6.22-9.0 ²	7.23	7.25	7.23	7.19	7.2	7.22	7.21	7.2	N/A	7.42	7.21	7.29	7.39 H	7.3 H
METALS																	
Antimony	D	mg/L	0.006									N/A	0.001 U	0.001 U	0.001 U	0.001 U	0.001 U
Antimony	T	mg/L	0.006	0.001 U	0.001 U	0.001 U	0.001 U	0.001 U	0.001 U	0.001 U	0.001 U	N/A	0.001 U	0.001 U	0.001 U	0.001 U	0.001 U
Arsenic	D	mg/L	0.01									N/A	0.004	0.0116	0.012	0.0102	0.01
Arsenic	T	mg/L	0.01	0.0068	0.0101	0.0075	0.0074	0.009	0.0095	0.0106	0.0096	N/A	0.0104	0.0107	0.0107	0.0115	0.0109
Barium	T	mg/L	2									N/A	0.129	0.118 B	0.152	0.13	0.121
Barium	T	mg/L	2	0.173	0.172	0.142	0.153	0.155	0.163	0.166	0.148	N/A	0.143	0.142	0.134	0.145	0.128
Beryllium	D	mg/L	0.004									N/A	0.001 U	0.001 U	0.001 U	0.001 U	0.001 U
Beryllium	T	mg/L	0.004	0.001 U	0.001 U	0.001 U	0.001 U	0.001 U	0.001 U	0.001 U	0.001 U	N/A	0.001 U	0.001 U	0.001 U	0.001 U	0.001 U
Boron	D	mg/L	2									N/A	5.32	4.34	4.39	5.01	3.77
Boron	T	mg/L	2	3.72	3.87	3.55	3.58	3.9	3.84	3.3	3.09	N/A	5.51	4.29	3.95	4.59	3.81
Cadmium	D	mg/L	0.005									N/A	0.001 U	0.001 U	0.001 U	0.001 U	0.001 U
Cadmium	T	mg/L	0.005	0.001 U	0.001 U	0.001 U	0.001 U	0.001 U	0.001 U	0.001 U	0.001 U	N/A	0.001 U	0.001 U	0.001 U	0.001 U	0.001 U
Calcium	D	mg/L	103.2 ³									N/A	118	105	109	118	114
Calcium	T	mg/L	103.2 ³	99.9	110	96.7	100	110	107	105 S	105	N/A	122	110	116	128 B	106
Chromium	D	mg/L	0.1									N/A	0.0015 U	0.0015 U	0.0015 U	0.0015 U	0.0015 U
Chromium	T	mg/L	0.1	0.001 U	0.0013	0.001 U	0.001 U	0.001 U	0.0017	0.003	0.0014	N/A	0.0015 U	0.0063	0.0015 U	0.0057	0.00727
Cobalt	D	mg/L	0.006									N/A	0.0013	0.0012	0.001	0.001 U	0.001 U
Cobalt	T	mg/L	0.006	0.0012	0.001	0.001 U	0.001 U	0.001 U	0.001 U	0.001 U	0.001 U	N/A	0.001 U	0.0035	0.0013	0.0054	0.0035
Lead	D	mg/L	0.0075									N/A	0.001 U	0.001 U	0.001 U	0.001 U	0.001 U
Lead	T	mg/L	0.0075	0.001 U	0.001 U	0.001 U	0.001 U	0.001 U	0.001 U	0.001 U	0.001 U	N/A	0.001 U	0.0012	0.001 U	0.0016	0.001 U
Lithium	D	mg/L	0.04									N/A	0.0179	0.0155	0.0194	0.0197	0.0197
Lithium	T	mg/L	0.04	0.016	0.0176	0.0161	0.0163	0.0178	0.0181	0.0165	0.0162	N/A	0.0185	0.0172	0.0175	0.0184	0.0169
Mercury	D	mg/L	0.002									N/A	0.0002 U				
Mercury	T	mg/L	0.002	0.0002 U	0.0002 U	0.0002 U	0.0002 U	0.0002 U	0.0002 U	0.0002 U	0.0002 U	N/A	0.0002 U	0.0002 U	0.0002 U	0.0002 U	0.0002 U
Molybdenum	D	mg/L	0.1									N/A	0.0669	0.0796	0.0583	0.0643	0.0559
Molybdenum	T	mg/L	0.1	0.0646	0.0606	0.0582	0.0589	0.06	0.0584	0.0465	0.0463	N/A	0.0719	0.0695	0.0683	0.0602	0.0672
Nickel	D	mg/L	NS									N/A					
Nickel	T	mg/L	NS	0.0032	0.0028	0.0018	0.002	0.0017	0.0022	0.0032	0.0025	N/A		0.0093			
Selenium	D	mg/L	0.05									N/A	0.001 U	0.001 U	0.001 U	0.001 U	0.001 U
Selenium	T	mg/L	0.05	0.001 U	0.001 U	0.001 U	0.001 U	0.001 U	0.001 U	0.001 U	0.001 U	N/A	0.001 U	0.001 U	0.001 U	0.001 U	0.001 U
Thallium	D	mg/L	0.002									N/A	0.002 U	0.002 U	0.002 U	0.002 U	0.002 U
Thallium	T	mg/L	0.002	0.001 U	0.001 U	0.001 U	0.001 U	0.001 U	0.001 U	0.001 U	0.001 U	N/A	0.002 U	0.002 U	0.002 U	0.002 U	0.002 U

Notes:
 Empty cells = not analyzed
 N = Normal Environmental Sample
 FD = Field Duplicate Sample
 NA = not applicable
 T = total
 D = dissolved
 mg/L = milligrams per liter
 pCi/L = picocuries per liter
 NTU = nephelometric turbidity units
 H = Holding times exceeded
 J = Analyte detected below quantitation limits
 J3 = The associated batch QC was outside the established quality control range for precision
 S = Spike Recovery outside recovery limits
 R = RPD outside accepted recovery limits
 U = Not Detected at the Reporting Limit

¹ Protection Standard is from Title 35 Section 845.600 unless otherwise noted
² Standard is from the Upper Tolerance Limit (UTL) calculated from background well APW-01R concentrations from 8 quarterly sampling events from 2017-2018
³ Standard value 6.22 is from the Lower Tolerance Limit (LTL) calculated from background well APW-01R concentrations from 8 quarterly sampling events from 2017-2018 and 9.0 is the regulatory standard
 Highlighted values exceed action level
 NS = No standard

Table 1
Groundwater Summary Table
Grand Tower Energy Center (GTEC)
Grand Tower, US-IL

Parameter/Analyte	Total or Dissolved	Units	35 IAC 845.600	Sampled prior to closure of CCR Impoundment								Post-Closure Sampling																										
				Sample ID	Sample Date	Sample Type	Sample ID	Sample Date	Sample Type	Sample ID	Sample Date	Sample Type	Sample ID	Sample Date	Sample Type	Sample ID	Sample Date	Sample Type																				
				APW-06S-20170907	APW-06S-09/06/2017	N	APW-06S-20170928	APW-06S-09/28/2017	N	APW-06S-20171019	APW-06S-10/19/2017	N	APW-06S-20171109	APW-06S-11/09/2017	N	APW-06S-20171128	APW-06S-11/28/2017	N	APW-06S-20180118	APW-06S-01/18/2018	N	APW-06S-20180208	APW-06S-02/08/2018	N	APW-06S-WG-20220616	APW-06S-06/16/2022	N	APW-06S-WG-20220913	APW-06S-09/13/2022	N	APW-06S-WG-20221128	APW-06S-11/28/2022	N	APW-06S-WG-20230201	APW-06S-02/01/2023	N	APW-06S-WG-20230627	APW-06S-06/27/2023
UNSPECIFIED																																						
Fluoride	N	mg/L	4	0.41	0.26	0.25	0.26	0.25	0.25	0.27	0.24	0.29	0.28	0.32	0.29	0.26	0.3																					
Radium-226	N	pCi/L	NS	0.36 ± 0.14 U	0.09 ± 0.08 U	0.317 ± 0.331	0.22 ± 0.11 U	0.18 ± 0.13 U	0.11 ± 0.09 U	0.09 ± 0.09 U	0.15 ± 0.11 U	0.269 ± 0.182	0.2 ± 0.08 U	0.19 ± 0.09 U	0.0283 ± 0.232 U	0.11 ± 0.06 U	0.32 ± 0.11 U																					
Radium-228	N	pCi/L	NS	0.56 ± 0.77 U	1.06 ± 0.53	0.481 ± 0.316	0.9 ± 0.4 J	0.92 ± 0.6 J	0.44 ± 0.44 U	0.71 ± 0.53 J	0.89 ± 0.38 J	0.238 ± 0.248 J	2.73 ± 0.9	0.41 ± 0.5 U	1.44 ± 0.516	-0.03 ± 0.59 U	0.41 ± 0.38 U																					
Sulfate	N	mg/L	400	127	177	167	151	189	201	233	220	200	227	243	247	208	221																					
CALC																																						
Radium-226/228	N	pCi/L	5									0.497 ± 0.308	2.93 ± 0.98	0.6 ± 0.59 U	1.47 ± 0.568	0.11 ± 0.67 U	0.73 ± 0.49 U																					
FIELD PARAM																																						
Turbidity, Field	N	NTU	17.96 ¹									30.5	15.1	5.56	6.67	9.06	8.99																					
GEN CHEM																																						
Chloride	N	mg/L	200	31	28	27	27	26	27	26	25	24	25	24	24	23	20																					
Dissolved Solids, Total	N	mg/L	1200	500	546	574	528	566	588	666	600	630 H	638	605	638	615	565																					
pH, Lab	N	pH units	6.22-9.0 ²	7.16	7.06	7.18	7.23	7.09	7.13	7.09	7.02	7.24	7.38	7.04	7.12	7.05 H	7.21 H																					
METALS																																						
Arsimony	D	mg/L	0.006									0.001 U	0.001 U	0.001 U	0.001 U	0.001 U	0.001 U																					
Arsimony	T	mg/L	0.006	0.001 U	0.001 U	0.001 U	0.001 U	0.001 U	0.001 U	0.001 U	0.001 U	0.001 U	0.001 U	0.001 U	0.001 U	0.001 U	0.001 U	0.001 U																				
Arsenic	D	mg/L	0.01									0.0009 J	0.001 U	0.001 U	0.0013	0.001	0.001 U																					
Arsenic	T	mg/L	0.01	0.0017	0.0016	0.0018	0.002	0.0013	0.0012	0.0011	0.0011	0.0009 J	0.0012	0.001	0.0011	0.001 U	0.0012	0.001 U																				
Barium	D	mg/L	2									0.233	0.146	0.19 B	0.219	0.21	0.216																					
Barium	T	mg/L	2	0.222	0.237	0.205	0.226	0.214	0.213	0.224	0.205	0.25	0.221	0.19	0.202	0.224	0.206																					
Beryllium	D	mg/L	0.004									0.001 U	0.001 U	0.001 U	0.001 U	0.001 U	0.001 U																					
Beryllium	T	mg/L	0.004	0.001 U	0.001 U	0.001 U	0.001 U	0.001 U	0.001 U	0.001 U	0.001 U	0.001 U	0.001 U	0.001 U	0.001 U	0.001 U	0.001 U	0.001 U																				
Boron	D	mg/L	2									4.92	5.95	6.88	7.12	5.83	6.85																					
Boron	T	mg/L	2	4.65	5.93	5.83	5.64 S	5.8	6.93 S	7.42	6.66	4.77	6.61	6.31	6.84 S	6.84	6.79																					
Cadmium	D	mg/L	0.005									0.001 U	0.001 U	0.001 U	0.001 U	0.001 U	0.001 U																					
Cadmium	T	mg/L	0.005	0.001 U	0.001 U	0.001 U	0.001 U	0.001 U	0.001 U	0.001 U	0.001 U	0.001 U	0.001 U	0.001 U	0.001 U	0.001 U	0.001 U	0.001 U																				
Calcium	D	mg/L	103.2 ¹									124	93.7	98	94.1	107																						
Calcium	T	mg/L	103.2 ¹	101	97.2	87.5	96.8 S	99.5	98.1	98.7	97.4	115	105	103	97.1 S	109 B	92.7																					
Chromium	D	mg/L	0.1									0.0015 U	0.0015 U	0.0015 U	0.0015 U	0.0015 U	0.0015 U																					
Chromium	T	mg/L	0.1	0.0027	0.0173	0.0028	0.001 U	0.001 U	0.0048	0.0012	0.001 U	0.0028	0.0015 U	0.0022	0.0015 U	0.0019	0.0067																					
Cobalt	D	mg/L	0.006									0.0002 J	0.001 U	0.001 U	0.001 U	0.001 U	0.001 U																					
Cobalt	T	mg/L	0.006	0.001 U	0.001 U	0.001 U	0.001 U	0.001 U	0.001 U	0.001 U	0.001 U	0.0002 J	0.001 U	0.001 U	0.001 U	0.001 U	0.001 U	0.001 U																				
Iron	T	mg/L	0.0075									9.35																										
Lead	D	mg/L	0.0075									0.001 U	0.001 U	0.001 U	0.001 U	0.001 U	0.001 U																					
Lead	T	mg/L	0.04	0.001 U	0.001 U	0.001 U	0.001 U	0.001 U	0.001 U	0.001 U	0.001 U	0.001 U	0.0028	0.001 U	0.001 U	0.001 U	0.001 U	0.001 U																				
Lithium	D	mg/L	0.04									0.0355	0.0364	0.0386	0.0406	0.0411	0.0487																					
Lithium	T	mg/L	0.002	0.0335	0.0413	0.04	0.0415	0.042	0.0458	0.0451	0.0417	0.0363	0.041	0.0393	0.0406	0.0412	0.0369																					
Manganese	T	mg/L	0.002									0.53																										
Mercury	D	mg/L	0.1									0.0002 U	0.0002 U	0.0002 U	0.0002 U	0.0002 U	0.0002 U																					
Mercury	T	mg/L	0.1	0.0002 U	0.0002 U	0.0002 U	0.0002 U	0.0002 U	0.0002 U	0.0002 U	0.0002 U	0.0002 U	0.0002 U	0.0002 U	0.0002 U	0.0002 U	0.0002 U	0.0002 U																				
Molybdenum	D	mg/L	NS									0.228	0.235	0.24	0.244	0.232	0.234																					
Molybdenum	T	mg/L	NS	0.249	0.287	0.272	0.243	0.274	0.314	0.324	0.323	0.237	0.271	0.259	0.265	0.235	0.225																					
Nickel	D	mg/L	0.05									0.0015	0.0015	0.0015	0.0015	0.0015	0.0015																					
Nickel	T	mg/L	0.05	0.0021	0.009	0.0021	0.0012	0.001 U	0.0031	0.0016	0.0012	0.0027	0.0023	0.0023	0.0023	0.0023	0.0023																					
Selenium	D	mg/L	0.002									0.001 U	0.001 U	0.001 U	0.001 U	0.001 U	0.001 U																					
Selenium	T	mg/L	0.002	0.001 U	0.001 U	0.001 U	0.001 U	0.001 U	0.001 U	0.001 U	0.001 U	0.001 U	0.001 U	0.001 U	0.001 U	0.001 U	0.001 U	0.001 U																				
Thallium	D	mg/L	0.002									0.002 U	0.002 U	0.002 U	0.002 U	0.002 U	0.002 U																					
Thallium	T	mg/L	0.002	0.001 U	0.001 U	0.001 U	0.001 U	0.001 U	0.001 U	0.001 U	0.001 U	0.002 U	0.002 U	0.002 U	0.002 U	0.002 U	0.002 U	0.002 U																				

Notes:
 Empty cells = not analyzed
 N = Normal Environmental Sample
 FD = Field Duplicate Sample
 NA = not applicable
 T = total
 D = dissolved
 mg/L = milligrams per liter
 pCi/L = picocuries per liter
 NTU = nephelometric turbidity units
 H = Holding times exceeded
 J = Analyte detected below quantitation limits
 S = The associated batch QC was outside the established quality control range for precision
 S = Spike Recovery outside recovery limits
 R = RPD outside accepted recovery limits
 U = Not Detected at the Reporting Limit

*Protection Standard is from Title 35 Section 845.600 unless otherwise noted
 1 Standard is from the Upper Tolerance Limit (UTL) calculated from background well APW-01R concentrations from 8 quarterly sampling events from 2017-2018
 2 Standard value 6.22 is from the Lower Tolerance Limit (LTL) calculated from background well APW-01R concentrations from 8 quarterly sampling events from 2017-2018 and 9.0 is the regulatory standard
 Highlighted values exceed action level
 NS = No standard

Table 1
Groundwater Summary Table
Grand Tower Energy Center (GTEC)
Grand Tower, US-IL

Parameter/Analyte	Total or Dissolved	Units	Sampled prior to closure of CCR Impoundment										Post-Closure Sampling				
			Sample ID	APW-7-20170907	APW-7-20170928	APW-7-20171019	APW-7-20171109	APW-7-20171128	APW-7-20171227	APW-7-20180118	APW-7-20180208	APW-7-20220616	APW-7-20220914	APW-7-20221130	APW-7-20230130	APW-7-20230626	APW-7-20230919
			Location ID	APW-07	APW-07	APW-07	APW-07	APW-07	APW-07	APW-07	APW-07	APW-07	APW-07	APW-07	APW-07	APW-07	APW-07
			35 IAC 845.600														
UNSPECIFIED																	
Fluoride	N	mg/L	4	0.35	0.21	0.19	0.2	0.2	0.19	0.2	0.18	0.18	0.17	0.18	0.17	0.18	
Radium-226	N	pCi/L	NS	0.47 ± 0.15 U	0 ± 0.06 U	0.505 ± 0.396	0.11 ± 0.08 U	0.16 ± 0.14 U	0.25 ± 0.1 U	0.14 ± 0.09 U	0.24 ± 0.14 U	0.333 ± 0.208	0.18 ± 0.09 U	0.2 ± 0.11 U	0.337 ± 0.265	-0.01 ± 0.06 U	0.11 ± 0.07 U
Radium-228	N	pCi/L	NS	-0.42 ± 0.79 U	0.76 ± 0.61 J	0.785 ± 0.412	1.13 ± 0.39	0.61 ± 0.51 U	0.14 ± 0.35 U	1.19 ± 0.55	0.53 ± 0.4 U	0.766 ± 0.234	1.45 ± 0.72	1.13 ± 0.66	1.77 ± 0.352	1.11 ± 0.74	0.99 ± 0.62 JODR
Sulfate	N	mg/L	400	66	59	52	50	61	63	67	64	72	78	48	54	44	
CALC																	
Radium-226/228	N	pCi/L	5									1.1 ± 0.313	1.63 ± 0.81 U	1.33 ± 0.77 U	2.1 ± 0.441	1.11 ± 0.8 U	1.1 ± 0.69 U
FIELD PARAM																	
Turbidity, Field	N	NTU	17.96 ¹									66.2	34.8	10.5	79.2	14.8	42.9
GEN CHEM																	
Chloride	N	mg/L	200	15	15	14	15	16	15	15	15	11	12	12	14	10	9
Dissolved Solids, Total	N	mg/L	1200	762	786	624	730	742	736	720	740	780	815 H	800	824	665	740
pH, Lab	N	pH units	6.22-9.0 ²	6.84	6.84	6.86	6.87	6.83	6.96	6.97	6.88	6.88	7.02	6.78	7.23	6.79 H	6.94 H
METALS																	
Antimony	D	mg/L	0.006									0.001 U	0.001 U	0.001 U	0.0015	0.001 U	0.001 U
Arsenic	T	mg/L	0.006	0.001 U	0.001 U	0.001 U	0.001 U	0.001 U	0.001 U	0.001 U	0.001 U	0.001 U	0.001 U	0.001 U	0.001 U	0.001 U	0.001 U
Arsenic	T	mg/L	0.01	0.0014	0.0012	0.001 U	0.001 U	0.001 U	0.001 U	0.001 U	0.001 U	0.0023	0.0016	0.0011	0.0014	0.0014	0.0018
Barium	D	mg/L	2									0.334	0.255	0.354 B	0.411	0.303	0.336
Barium	T	mg/L	2	0.465	0.448	0.394	0.401	0.37	0.374	0.38	0.359	0.374	0.382	0.381	0.371	0.312	0.303
Beryllium	D	mg/L	0.004									0.001 U	0.001 U	0.001 U	0.001 U	0.001 U	0.001 U
Beryllium	T	mg/L	0.004	0.001 U	0.001 U	0.001 U	0.001 U	0.001 U	0.001 U	0.001 U	0.001 U	0.001 U	0.001 U	0.001 U	0.001 U	0.001 U	0.001 U
Boron	D	mg/L	2									0.148	0.193	0.199	0.267	0.208	0.192
Boron	T	mg/L	2	0.235	0.308	0.302	0.3	0.278	0.342	0.298	0.318	0.168	0.208	0.217	0.246	0.237	0.181
Cadmium	D	mg/L	0.005									0.001 U	0.001 U	0.001 U	0.001 U	0.001 U	0.001 U
Cadmium	T	mg/L	0.005	0.001 U	0.001 U	0.001 U	0.001 U	0.001 U	0.001 U	0.001 U	0.001 U	0.001 U	0.001 U	0.001 U	0.001 U	0.001 U	0.001 U
Calcium	D	mg/L	103.2 ¹									222	199	204	199	180 S	196
Calcium	T	mg/L	103.2 ¹	192	204	171	187	196	193	191	185	238	210	209	200	183 BS	161
Chromium	D	mg/L	0.1									0.0015 U	0.0015 U	0.0015 U	0.0015 U	0.0015 U	0.0015 U
Chromium	T	mg/L	0.1	0.0017	0.0063	0.0026	0.001 U	0.001 U	0.0329	0.001 U	0.001 U	0.0041	0.0021	0.0015 U	0.0034	0.0015 U	0.0057
Cobalt	D	mg/L	0.006									0.001 U	0.001 U	0.001 U	0.001 U	0.001 U	0.001 U
Cobalt	T	mg/L	0.006	0.001 U	0.001 U	0.001 U	0.001 U	0.001 U	0.001 U	0.001 U	0.001 U	0.001 U	0.001 U	0.001 U	0.001 U	0.001 U	0.001 U
Iron	T	mg/L	NS									17.3					
Lead	D	mg/L	0.0075									0.001 U	0.001 U	0.001 U	0.001 U	0.001 U	0.001 U
Lead	T	mg/L	0.0075	0.001 U	0.001 U	0.001 U	0.001 U	0.001 U	0.001 U	0.001 U	0.001 U	0.0074	0.001 U	0.001 U	0.001 U	0.001 U	0.001 U
Lithium	D	mg/L	0.04									0.0126	0.0148	0.0158	0.0191	0.0136	0.0184
Lithium	T	mg/L	0.04	0.0147	0.0181	0.0172	0.0176	0.0185	0.0191	0.0181	0.0178	0.0143	0.0161	0.0166	0.0181	0.0153	0.0141
Manganese	T	mg/L	NS									1.11					
Mercury	D	mg/L	0.002										0.0002 U	0.0002 U			
Mercury	T	mg/L	0.002	0.0002 U	0.0002 U	0.0002 U	0.0002 U	0.0002 U	0.0002 U	0.0002 U	0.0002 U	0.0002 U	0.0002 U	0.0002 U	0.0002 U	0.0002 U	0.0002 U
Molybdenum	D	mg/L	0.1									0.0026	0.0026	0.0021	0.0027	0.0027	0.0029
Molybdenum	T	mg/L	0.1	0.0046	0.0036	0.0033	0.0023	0.003	0.0044	0.0037	0.0036	0.0035	0.003	0.0029	0.0031	0.0028	0.0029
Nickel	D	mg/L	NS									0.0008 J		0.001 U			
Nickel	T	mg/L	NS	0.0014	0.0033	0.0013	0.001 U	0.001 U	0.015	0.001 U	0.001 U	0.0042	0.001 U	0.001 U	0.001 U	0.001 U	0.001 U
Selenium	D	mg/L	0.05									0.001 U	0.001 U	0.001 U	0.001 U	0.001 U	0.001 U
Selenium	T	mg/L	0.05	0.001 U	0.001 U	0.001 U	0.001 U	0.001 U	0.001 U	0.001 U	0.001 U	0.001 U	0.001 U	0.001 U	0.001 U	0.001 U	0.001 U
Thallium	D	mg/L	0.002									0.002 U	0.002 U	0.002 U	0.002 U	0.002 U	0.002 U
Thallium	T	mg/L	0.002	0.001 U	0.001 U	0.001 U	0.001 U	0.001 U	0.001 U	0.001 U	0.001 U	0.002 U	0.002 U	0.002 U	0.002 U	0.002 U	0.002 U

Notes:
 Empty cells = not analyzed
 N = Normal Environmental Sample
 FD = Field Duplicate Sample
 NA = not applicable
 T = total
 D = dissolved
 mg/L = milligrams per liter
 pCi/L = picocuries per liter
 NTU = nephelometric turbidity units
 H = Holding times exceeded
 J = Analyte detected below quantitation limits
 J3 = The associated batch QC was outside the established quality control range for precision
 S = Spike Recovery outside recovery limits
 R = RPD outside accepted recovery limits
 U = Not Detected at the Reporting Limit

*Protection Standard is from Title 35 Section 845.600 unless otherwise noted
 1 Standard is from the Upper Tolerance Limit (UTL) calculated from background well APW-01R concentrations from 8 quarterly sampling events from 2017-2018
 2 Standard value 6.22 is from the Lower Tolerance Limit (LTL) calculated from background well APW-01R concentrations from 8 quarterly sampling events from 2017-2018 and 9.0 is the regulatory standard
 Highlighted values exceed action level
 NS = No standard

Table 1
Groundwater Summary Table
Grand Tower Energy Center (GTEC)
Grand Tower, US-IL

Parameter/Analyte	Total or Dissolved	Units	Sampled prior to closure of CCR Impoundment										Post-Closure Sampling						
			Sample ID	APW-9-20170907	APW-9-20170927	APW-9-20171018	APW-9-20171108	APW-9-20171127	APW-9-20171228	APW-9-20180117	APW-9-20180208	APW-9-20180215	APW-9-20180220	APW-9-20180222	APW-9-20180223	APW-9-20180223	APW-9-20180223	APW-9-20180223	DUP-02-WG-20230920
			Location ID	09/05/2017	09/27/2017	10/18/2017	11/08/2017	11/27/2017	12/28/2017	01/17/2018	02/08/2018	06/15/2022	09/13/2022	11/30/2022	02/01/2023	06/27/2023	09/20/2023	09/20/2023	FD
UNSPECIFIED																			
Fluoride	N	mg/L	4	0.19	0.22	0.21	0.2	0.2	0.22	0.19	0.23	0.19	0.2	0.19	0.2	0.19	0.2	0.19	
Radium-226	N	pCi/L	NS	0.17 ± 12 U	0.03 ± 0.07 U	-0.229 ± 0.389	0.14 ± 0.09 U	-0.06 ± 0.1 U	0.14 ± 0.08 U	0.05 ± 0.08 U	0.13 ± 0.13 U	0.267 ± 0.199	0.24 ± 0.09 U	0.06 ± 0.06 U	0.0975 ± 0.156 U	0.18 ± 0.09 U	0 ± 0.05 U	-0.02 ± 0.05 U	
Radium-228	N	pCi/L	NS	0.91 ± 89 J	0.67 ± 0.56 U	0.275 ± 0.316	0.49 ± 0.29 U	1.07 ± 0.48 U	1.06 ± 0.51	0.46 ± 0.46 U	0.23 ± 0.37 U	-0.213 ± 0.244 U	0.22 ± 0.49 U	0.77 ± 0.55 J	0.023 ± 0.243 U	0.35 ± 0.65 U	1.17 ± 0.6	0.22 ± 0.41 U	
Sulfate	N	mg/L	400	65	47	53	65	50	42	28	25	104	39	38	47	32	31		
CALC																			
Radium-226/228	N	pCi/L	5									0.267 ± 0.315 J	0.46 ± 0.58 U	0.83 ± 0.61 U	0.12 ± 0.289 U	0.53 ± 0.74 U	1.17 ± 0.65 U	0.22 ± 0.46 U	
FIELD PARAM																			
Turbidity, Field	N	NTU	17.96 ¹									34.2	7.3	7.28	23.6	24.7	5.64		
GEN CHEM																			
Chloride	N	mg/L	200	13	13	13	13	13	13	13	768	13	12	12	13	12	11	11	
Dissolved Solids, Total	N	mg/L	1200	364 R	372	324	366	392	278	348	3580	424	380 H	372	360	386	372	386	
pH, Lab	N	pH units	6.22-9.0 ²	7.31	7.35	7.39	7.39	7.52	7.42	7.57	7.33	7.48	7.59	7.32	7.72	7.32 H	7.56 H	7.65 H	
METALS																			
Antimony	D	mg/L	0.006									0.001 U	0.001 U	0.001 U	0.001 U	0.001 U	0.001 U	0.001 U	
Antimony	T	mg/L	0.006	0.001 U	0.001 U	0.001 U	0.001 U	0.001 U	0.001 U	0.001 U	0.001 U	0.001 U	0.001 U	0.001 U	0.001 U	0.001 U	0.001 U	0.001 U	
Arsenic	D	mg/L	0.01									0.0019	0.0021	0.0019	0.0019	0.0021	0.0022	0.0021	
Arsenic	T	mg/L	0.01	0.0031	0.0024	0.0018	0.0022	0.002	0.002	0.0022	0.0022	0.0026	0.0025	0.0021	0.0024	0.0021	0.002	0.0023	
Barium	D	mg/L	2									0.129	0.111	0.109 B	0.107	0.116	0.114	0.117	
Barium	T	mg/L	2	0.227	0.171	0.118	0.133	0.121	0.129	0.133	0.125	0.136	0.124	0.124	0.122	0.123	0.12	0.125	
Beryllium	D	mg/L	0.004									0.001 U	0.001 U	0.001 U	0.001 U	0.001 U	0.001 U	0.001 U	
Beryllium	T	mg/L	0.004	0.001 U	0.001 U	0.001 U	0.001 U	0.001 U	0.001 U	0.001 U	0.001 U	0.001 U	0.001 U	0.001 U	0.001 U	0.001 U	0.001 U	0.001 U	
Boron	D	mg/L	2									1.32	0.327	0.24	0.239	0.572	0.234	0.236	
Boron	T	mg/L	2	0.877	0.569	0.688	0.792	0.506	0.369	0.317	0.255	1.61	0.329	0.243	0.225	0.473	0.209	0.239	
Cadmium	D	mg/L	0.005									0.001 U	0.001 U	0.001 U	0.001 U	0.001 U	0.001 U	0.001 U	
Cadmium	T	mg/L	0.005	0.001 U	0.001 U	0.001 U	0.001 U	0.001 U	0.001 U	0.001 U	0.001 U	0.001 U	0.001 U	0.001 U	0.001 U	0.001 U	0.001 U	0.001 U	
Calcium	D	mg/L	103.2 ¹									107.5	76.5	78.3	76.3	82.8 S	81	81.1	
Calcium	T	mg/L	103.2 ¹	85.9	85.3	76.5	81.9	85.6	81.5 S	80.3	92	110	89.5	80.5	80.3	86.9 B	69.5	87.5	
Chromium	D	mg/L	0.1									0.0015 U	0.0015 U	0.0015 U	0.0015 U	0.0015 U	0.0015 U	0.0015 U	
Chromium	T	mg/L	0.1	0.0148	0.0021	0.001 U	0.001 U	0.001 U	0.0011	0.0016	0.001 U	0.0011 J	0.0015 U	0.0015 U	0.0015 U	0.0015 U	0.0018	0.0015 U	
Cobalt	D	mg/L	0.006									0.001 U	0.001 U	0.001 U	0.001 U	0.001 U	0.001 U	0.001 U	
Cobalt	T	mg/L	0.006	0.0031	0.0014	0.001 U	0.001 U	0.001 U	0.001 U	0.001 U	0.001 U	0.001 U	0.001 U	0.001 U	0.001 U	0.001 U	0.001 U	0.001 U	
Iron	T	mg/L	NS									0.496							
Lead	D	mg/L	0.0075									0.001 U	0.001 U	0.001 U	0.001 U	0.001 U	0.001 U	0.001 U	
Lead	T	mg/L	0.0075	0.001 U	0.001 U	0.001 U	0.001 U	0.001 U	0.001 U	0.001 U	0.001 U	0.001 U	0.0039	0.001 U	0.001 U	0.001 U	0.001 U	0.001 U	
Lithium	D	mg/L	0.04									0.0184	0.0137	0.0131	0.0125	0.0163	0.0196	0.0184	
Lithium	T	mg/L	0.04	0.0176	0.0173	0.0174	0.018	0.0167	0.0173	0.0155	0.0148	0.0246	0.0143	0.0131	0.0137	0.0157	0.0134	0.015	
Manganese	T	mg/L	NS									0.599							
Mercury	D	mg/L	0.002									0.0002 U	0.0002 U	0.0002 U	0.0002 U	0.0002 U	0.0002 U	0.0002 U	
Mercury	T	mg/L	0.002	0.0002 U	0.0002 U	0.0002 U	0.0002 U	0.0002 U	0.0002 U	0.0002 U	0.0002 U	0.0002 U	0.0002 U	0.0002 U	0.0002 U	0.0002 U	0.0002 U	0.0002 U	
Molybdenum	D	mg/L	0.1									0.0361	0.0182	0.0139	0.0165	0.0211	0.0167	0.0173	
Molybdenum	T	mg/L	0.1	0.0223	0.0252	0.0327	0.0303	0.0247	0.0246	0.0223	0.0224	0.0455	0.0194	0.015	0.0173	0.0189	0.0162	0.0173	
Nickel	D	mg/L	NS									0.0017							
Nickel	T	mg/L	NS	0.012	0.0032	0.001 U	0.001	0.001 U	0.001 U	0.001 U	0.0012	0.004		0.0019					
Selenium	D	mg/L	0.05									0.021	0.0142	0.0147	0.0179	0.0186	0.0155	0.0162	
Selenium	T	mg/L	0.05	0.0126	0.0139	0.017	0.0186	0.0138	0.0143	0.0147	0.0134	0.0219	0.0151	0.0138	0.0136	0.0138	0.0153	0.0162	
Thallium	D	mg/L	0.002									0.002 U	0.002 U	0.002 U	0.002 U	0.002 U	0.002 U	0.002 U	
Thallium	T	mg/L	0.002	0.001 U	0.001 U	0.001 U	0.001 U	0.001 U	0.001 U	0.001 U	0.001 U	0.002 U	0.002 U	0.002 U	0.002 U	0.002 U	0.002 U	0.002 U	

Notes:
 Empty cells = not analyzed
 N = Normal Environmental Sample
 FD = Field Duplicate Sample
 NA = not applicable
 T = total
 D = dissolved
 mg/L = milligrams per liter
 pCi/L = picocuries per liter
 NTU = nephelometric turbidity units
 H = Holding times exceeded
 J = Analyte detected below quantitation limits
 J3 = The associated batch QC was outside the established quality control range for precision
 S = Spike Recovery outside recovery limits
 R = RPD outside accepted recovery limits
 U = Not Detected at the Reporting Limit

*Protection Standard is from Title 35 Section 845.600 unless otherwise noted
 1 Standard is from the Upper Tolerance Limit (UTL) calculated from background well APW-01R concentrations from 8 quarterly sampling events from 2017-2018
 2 Standard value 6.22 is from the Lower Tolerance Limit (LTU) calculated from background well APW-01R concentrations from 8 quarterly sampling events from 2017-2018 and 9.0 is the regulatory standard
 Highlighted values exceed action level
 NS = No standard

Table 1
Groundwater Summary Table
Grand Tower Energy Center (GTEC)
Grand Tower, US-IL

Parameter/Analyte	Total or Dissolved	Units	Sample ID Location ID Sample Date Sample Type 35 IAC 845.600	Sampled prior to closure of CCR Impoundment								Post-Closure Sampling					
				APW-10D-20170907	APW-10D-20170927	APW-10D-20171019	APW-10D-20171109	APW-10D-20171128	APW-10D-20171228	APW-10D-20180118	APW-10D-20180209	APW-10D-WG-20220615	APW-10D-WG-20220916	APW-10D-WG-20221129	APW-10D-WG-20230202	APW-10D-WG-20230626	APW-10D-WG-20230919
				APW-10D-09/07/2017 N	APW-10D-09/27/2017 N	APW-10D-10/19/2017 N	APW-10D-11/09/2017 N	APW-10D-11/28/2017 N	APW-10D-12/28/2017 N	APW-10D-01/18/2018 N	APW-10D-02/09/2018 N	APW-10D-06/15/2022 N	APW-10D-09/16/2022 N	APW-10D-11/29/2022 N	APW-10D-02/02/2023 N	APW-10D-06/26/2023 N	APW-10D-09/19/2023 N
UNSPECIFIED																	
Fluoride	N	mg/L	4	0.1	0.12	0.1	0.1 U	0.11	0.1	0.11	0.1 U	0.12	0.1	0.12	0.11	0.11	
Radium-226	N	pCi/L	NS	0.34 ± 0.12 U	-0.11 ± 0.1 U	0.121 ± 0.337	0.19 ± 0.12 U	0.16 ± 0.13 U	0.23 ± 0.1 U	0.08 ± 0.1 U	0 ± 0.07 U	0.249 ± 0.207	0.22 ± 0.09 U	0.31 ± 0.11 U	0.186 ± 0.157	0.31 ± 0.12 U	0.21 ± 0.09 U
Radium-228	N	pCi/L	NS	1.16 ± 0.52	1.72 ± 0.64	0.633 ± 0.366	0.98 ± 0.33 J	0.47 ± 0.55 U	0.34 ± 0.37 U	0.98 ± 0.6 J	0.59 ± 0.43 U	1.19 ± 0.311	0.56 ± 0.58 U	0.28 ± 0.43 U	0.847 ± 0.370	1.39 ± 0.76	0.61 ± 0.49 U
Sulfate	N	mg/L	400	38	44	43	42	42	44	44	44	41	43	42	39	44	31
CALC																	
Radium-226/228	N	pCi/L	5									1.44 ± 0.374	0.78 ± 0.67 U	0.59 ± 0.54 U	1.03 ± 0.402	1.7 ± 0.88 U	0.82 ± 0.58 U
FIELD PARAM																	
Turbidity, Field	N	NTU	17.96 ¹									46.9	21.9	36.4	45.3	176	169
GEN CHEM																	
Chloride	N	mg/L	200	24	17	17	15	17	16	14	16	16	18	14	13	14	10
Dissolved Solids, Total	N	mg/L	1200	466	474	442	468	482	448	448	512	452	460	454	485	485	468
pH, Lab	N	pH units	6.22-9.0 ²	7.12	7.11	7.05	7.31	7.12	7.15	7.03	7.03	7.21	7.29	7.04	7.57	6.98 H	7.22 H
METALS																	
Antimony	D	mg/L	0.006									0.001 U	0.001 U	0.001 U	0.001 U	0.001 U	0.001 U
Antimony	T	mg/L	0.006	0.001 U	0.001 U	0.001 U	0.001 U	0.001 U	0.001 U	0.001 U	0.001 U	0.001 U	0.001 U	0.001 U	0.001 U	0.001 U	0.001 U
Arsenic	D	mg/L	0.01									0.0036 J	0.001 U	0.001 U	0.001 U	0.001 U	0.001 U
Arsenic	T	mg/L	0.01	0.001 U	0.001 U	0.001 U	0.001 U	0.001 U	0.001 U	0.001 U	0.001 U	0.0017	0.0057	0.0014	0.0017	0.0019	0.0016
Barium	D	mg/L	2									0.342	0.321	0.304	0.348	0.355	
Barium	T	mg/L	2	0.437	0.304	0.363	0.325	0.284	0.295	0.391	0.357	0.407	0.418	0.276	0.343	0.485	0.339
Beryllium	D	mg/L	0.004									0.001 U	0.001 U	0.001 U	0.001 U	0.001 U	0.001 U
Beryllium	T	mg/L	0.004	0.001 U	0.001 U	0.001 U	0.001 U	0.001 U	0.001 U	0.001 U	0.001 U	0.001 U	0.001 U	0.001 U	0.001 U	0.001 U	0.001 U
Boron	D	mg/L	2									0.0786	0.0711	0.0841	0.0579	0.0704	0.0639
Boron	T	mg/L	2	0.0999	0.101	0.0843	0.0713	0.0885	0.0922	0.0923	0.0906	0.118	0.0731	0.0522	0.073	0.0674	0.066
Cadmium	D	mg/L	0.005									0.001 U	0.001 U	0.001 U	0.001 U	0.001 U	0.001 U
Cadmium	T	mg/L	0.005	0.001 U	0.001 U	0.001 U	0.001 U	0.001 U	0.001 U	0.001 U	0.001 U	0.001 U	0.001 U	0.001 U	0.001 U	0.001 U	0.001 U
Calcium	D	mg/L	103.2 ³									143	124	114	114	116	116
Calcium	T	mg/L	103.2 ³	118	136	120	121	125	123	148 S	124 S	135	374	115	122	611 B	118
Chromium	D	mg/L	0.1									0.0015 U	0.0015 U	0.0015 U	0.0015 U	0.0015 U	0.0015 U
Chromium	T	mg/L	0.1	0.0036	0.0078	0.0022	0.0011	0.001 U	0.001 U	0.0042	0.001 U	0.0015 U	0.0148	0.0024	0.0015 U	0.0015	0.0042
Cobalt	D	mg/L	0.006									0.0025	0.0021	0.0032	0.003	0.0026	0.0026
Cobalt	T	mg/L	0.006	0.0039	0.0024	0.0025	0.0032	0.0017	0.0013	0.0026	0.0026	0.0034	0.0049	0.003	0.0033	0.007	0.0031
Iron	T	mg/L	NS									0.758					
Lead	D	mg/L	0.0075									0.001 U	0.001 U	0.001 U	0.001 U	0.001 U	0.001 U
Lead	T	mg/L	0.0075	0.001 U	0.001 U	0.001 U	0.001 U	0.001 U	0.001 U	0.001 U	0.001 U	0.001 U	0.002	0.001 U	0.001 U	0.001 U	0.001 U
Lithium	D	mg/L	0.04									0.0136	0.0136	0.0133	0.012	0.0148	0.02
Lithium	T	mg/L	0.04	0.0147	0.0155	0.0146	0.0146	0.0153	0.0155	0.0142	0.014	0.016	0.0156	0.0126	0.0146	0.0158	0.0148
Manganese	T	mg/L	NS									1.16					
Mercury	D	mg/L	0.002									0.0002 U					
Mercury	T	mg/L	0.002	0.0002 U	0.0002 U	0.0002 U	0.0002 U	0.0002 U	0.0002 U	0.0002 U	0.0002 U	0.0002 U	0.0002 U	0.0002 U	0.0002 U	0.0002 U	0.0002 U
Molybdenum	D	mg/L	0.1									0.0015 U	0.0015 U	0.0015 U	0.0015 U	0.0015 U	0.0015 U
Molybdenum	T	mg/L	0.1	0.0024	0.001 U	0.001 U	0.001 U	0.001 U	0.001 U	0.001 U	0.001 U	0.0015 U	0.0015 U	0.0015 U	0.0015 U	0.0015 U	0.0015 U
Nickel	D	mg/L	NS									0.0054					
Nickel	T	mg/L	NS	0.0095	0.0077	0.0065	0.0057	0.0035	0.0025	0.0072	0.0053	0.007		0.0063			
Selenium	D	mg/L	0.05									0.001 U	0.001 U	0.0015	0.0024	0.0013	0.0016
Selenium	T	mg/L	0.05	0.001 U	0.0011	0.0012	0.0013	0.001 U	0.0014	0.0016	0.0016	0.001 U	0.0021	0.0013	0.0027	0.0016	0.0013
Thallium	D	mg/L	0.002									0.002 U	0.002 U	0.002 U	0.002 U	0.002 U	0.002 U
Thallium	T	mg/L	0.002	0.001 U	0.001 U	0.001 U	0.001 U	0.001 U	0.001 U	0.001 U	0.001 U	0.002 U	0.002 U	0.002 U	0.002 U	0.002 U	0.002 U

Notes:
 Empty cells = not analyzed
 N = Normal Environmental Sample
 FD = Field Duplicate Sample
 NA = not applicable
 T = total
 D = dissolved
 mg/L = milligrams per liter
 pCi/L = picocuries per liter
 NTU = nephelometric turbidity units
 H = Holding times exceeded
 J = Analyte detected below quantitation limits
 S = Spike Recovery outside recovery limits
 R = RPD outside accepted recovery limits
 U = Not Detected at the Reporting Limit

¹ Protection Standard is from Title 35 Section 845.600 unless otherwise noted
² Standard is from the Upper Tolerance Limit (UTL) calculated from background well APW-01R concentrations from 8 quarterly sampling events from 2017-2018
³ Standard value 6.22 is from the Lower Tolerance Limit (LLT) calculated from background well APW-01R concentrations from 8 quarterly sampling events from 2017-2018 and 9.0 is the regulatory standard
 Highlighted values exceed action level
 NS = No standard

**APPENDIX A THIRD QUARTER 2023 CCR IMPOUNDMENT
INSPECTION REPORT**



**Grand Tower Energy Center
Closed CCR Impoundment
Quarterly Inspection Form**

Date: 9/19/2023
Time: 9:00-10:30
Name: Marshall Arendell
(Inspector)

Weather:

Temperature:

70 deg. F

- Sunny
- Cloudy
- Raining
- Other

Observations:

- Erosion / Gullies
- Cracking / Sloughing
- Ponding / Damp Areas
- No Problems Identified
- Woody Vegetation Growth
- Other

Conditions Limiting Visibility:

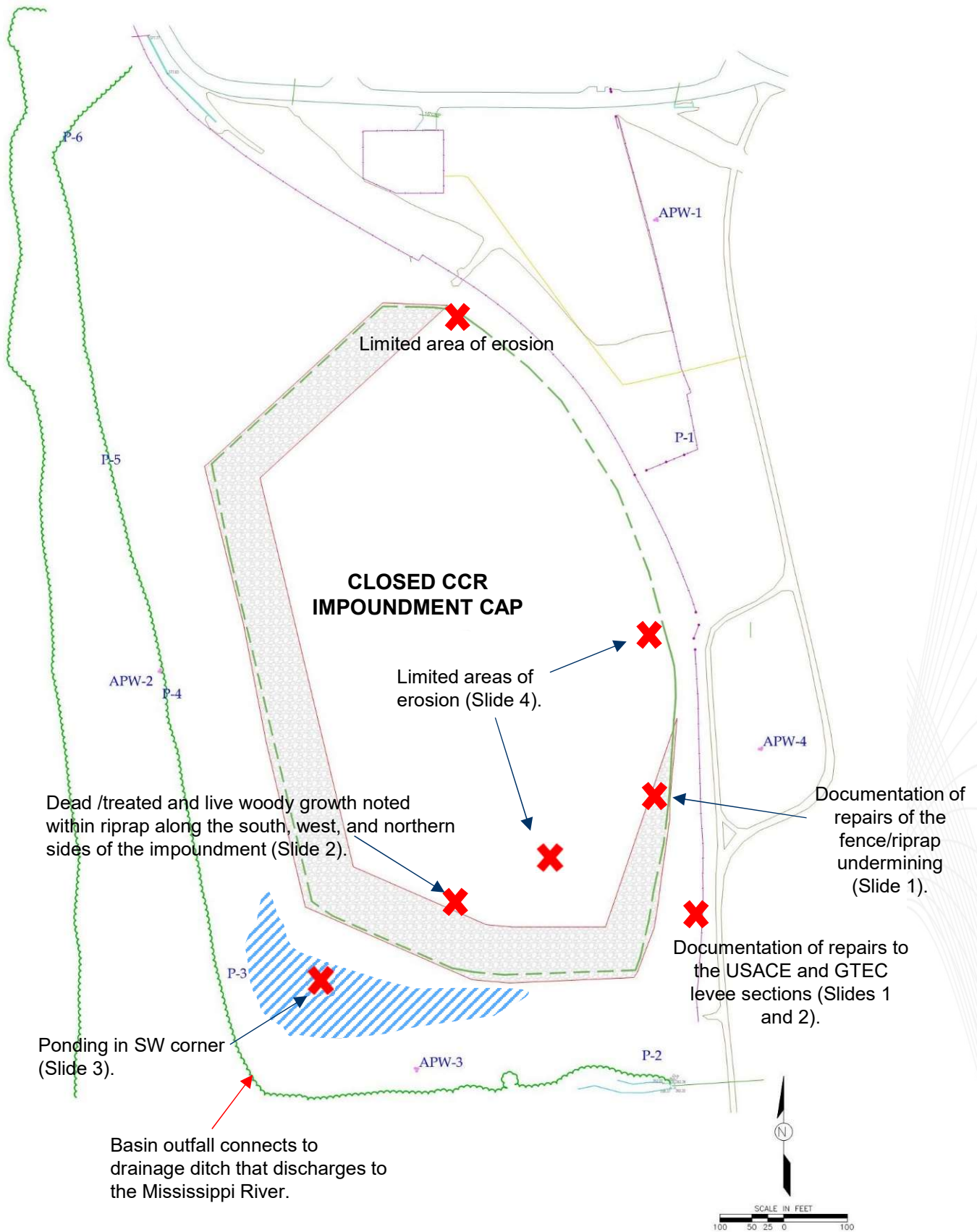
- Snow Cover
- Vegetation
- None
- Other

Observations in Detail Below:

- ERM onsite for the Q3 2023 inspection of the CCR impoundment and groundwater sampling event.
- Repairs to the United States Army Corps of Engineers (USACE) and GTEC levees continue to hold, and successful re-vegetation of levee face continues to progress.
- Erosion noted across north, west, and southern CCR impoundment cap faces up to 9" deep.
- Ponding continues to be noted in the SW corner of basin around the toe of the slope of the impoundment cap near the outfall.
- The impoundment cap was mowed during Q2 2023 and found to be in generally good condition.
- The inspector recommends continued treatment of woody growth within the riprap on the impoundment cap with appropriate management methods such as brushhogging, mowing, cutting, herbicide applications, and the filling of the erosional channels noted above.

Please see observation locations on figure on the following page.

Observation Locations Map



Grand Tower Energy Center Q3 2023 Closed CCR Impoundment Cap Inspection

Repairs to the Fenceline and Levee area on the SE Side of Closed CCR Impoundment Cap



Facing north along the repaired fence-line, riprap, and levee area. Levee has successfully revegetated since repairs were initiated during 2022.

Woody Growth Observations



September 19th, 2023, at 09:45:41 AM

Facing west towards impoundment cap.

Dead/herbicide treated woody vegetation noted within riprap up to 1" diameter. Limited amount of live woody growth remains.

Facing north towards impoundment cap.



September 19th, 2023, at 08:34:14 AM



September 19th, 2023, at 10:02:40 AM

Southern portion of the impoundment cap in foreground facing the southern perimeter berm and ponded water.

Ponding in the SW Corner of Site Basin Near the Outfall



Ponded area in southwest corner of basin near the outfall, as viewed from mowed impoundment cap.

Note: Mississippi River backwater enters the GTEC CCR Impoundment Basin when the river level gage operated by the U.S. Army Corps of Engineers at Grand Tower, IL reaches a stage of approximately 27 ft.

Erosional Channel Observations



Erosion facing southwest
from southern side of
impoundment cap.

**APPENDIX B THIRD QUARTER 2023 GROUNDWATER
MONITORING WELL INSPECTION FORMS**

Well Inspection Worksheet

Grand Tower Energy Center

Grand Tower, IL

Well ID: APW-01R Date: 9/19/2023
Total Depth (Actual): 58.38 ft (BTOC) Time: 9:38
Total Depth (Measured): 58.21 ft (BTOC) Collection Order: 6th
Depth to Water (Measured): 37.41 ft

Is well screen occluded more than 10%? NO
If Yes, list steps for redevelopment: _____

LNAPL Present: NO
If Yes, measured thickness = _____
DNAPL Present: NO
If Yes, measured thickness = _____

Well Completion Type:
Condition of protector: INTACT YES
Well ID present and readable: YES
Locks intact: YES
Weep hole present: YES
Water present in protector: NO
Are well "markers" (i.e.bumper posts) needed at this location: NO
If yes, are current well "markers" adequate around well: _____
Comments: _____

Well Surface Seal: INTACT
Is surrounding area sloped away from well: YES
Any observed ponding: NO
Is surface run-off flow evident around well: NO

Well Casing Condition: INTACT
Size of well (diameter) = 2 inches
Marking point present: YES
Well cap in place: YES
Comments: _____

General Comments:
Hole in the ground around ballards.

Well Inspection Worksheet

Grand Tower Energy Center

Grand Tower, IL

Well ID: APW-02 Date: 9/19/2023
Total Depth (Actual): 58.75 ft (BTOC) Time: 9:12
Total Depth (Measured): 58.40 ft (BTOC) Collection Order: 4th
Depth to Water (Measured): 36.81 ft (BTOC)

Is well screen occluded more than 10%? NO
If Yes, list steps for redevelopment: _____

LNAPL Present: NO
If Yes, measured thickness = _____
DNAPL Present: NO
If Yes, measured thickness = _____

Well Completion Type:

Condition of protector: INTACT YES
Well ID present and readable: YES
Locks intact: YES
Weep hole present: NO
Water present in protector: YES
Are well "markers" (i.e.bumper posts) needed at this location: NO
If yes, are current well "markers" adequate around well: _____
Comments: _____

Well Surface Seal: INTACT

Is surrounding area sloped away from well: YES
Any observed ponding: NO
Is surface run-off flow evident around well: NO

Well Casing Condition: INTACT

Size of well (diameter) = 2 inches
Marking point present: YES
Well cap in place: YES
Comments: _____

General Comments:

Well Inspection Worksheet

Grand Tower Energy Center

Grand Tower, IL

Well ID: APW-03 Date: 9/19/2023
Total Depth (Actual): 59.65 ft (BTOC) Time: 10:37
Total Depth (Measured): 59.42 ft (BTOC) Collection Order: 12th
Depth to Water (Measured): 36.45 ft (BTOC)

Is well screen occluded more than 10%? NO
If Yes, list steps for redevelopment: _____

LNAPL Present: NO
If Yes, measured thickness = _____
DNAPL Present: NO
If Yes, measured thickness = _____

Well Completion Type:

Condition of protector: INTACT YES
Well ID present and readable: YES
Locks intact: YES
Weep hole present: NO
Water present in protector: YES
Are well "markers" (i.e.bumper posts) needed at this location: NO
If yes, are current well "markers" adequate around well: _____
Comments: _____

Well Surface Seal: INTACT

Is surrounding area sloped away from well: YES
Any observed ponding: NO
Is surface run-off flow evident around well: NO

Well Casing Condition: INTACT

Size of well (diameter) = 2 inches
Marking point present: YES
Well cap in place: YES
Comments: _____

General Comments:

Well Inspection Worksheet

Grand Tower Energy Center

Grand Tower, IL

Well ID: APW-04 Date: 9/19/2023
Total Depth (Actual): 60.40 ft (BTOC) Time: 9:51
Total Depth (Measured): 60.25 ft (BTOC) Collection Order: 7th
Depth to Water (Measured): 38.03 ft (BTOC)

Is well screen occluded more than 10%? NO
If Yes, list steps for redevelopment: _____

LNAPL Present: NO
If Yes, measured thickness = _____
DNAPL Present: NO
If Yes, measured thickness = _____

Well Completion Type:
Condition of protector: INTACT YES
Well ID present and readable: YES
Locks intact: YES
Weep hole present: YES
Water present in protector: NO
Are well "markers" (i.e.bumper posts) needed at this location: YES
If yes, are current well "markers" adequate around well: NO
Comments: Only 2 well markers - both in bad condition

Well Surface Seal: INTACT
Is surrounding area sloped away from well: YES
Any observed ponding: NO
Is surface run-off flow evident around well: NO

Well Casing Condition: INTACT
Size of well (diameter) = 2 inches
Marking point present: YES
Well cap in place: YES
Comments: _____

General Comments:

Well Inspection Worksheet

Grand Tower Energy Center

Grand Tower, IL

Well ID: APW-05R Date: 9/19/2023
Total Depth (Actual): 62.98 ft (BTOC) Time: 9:03
Total Depth (Measured): 62.93 ft (BTOC) Collection Order: 3rd
Depth to Water (Measured): 36.11 ft (BTOC)

Is well screen occluded more than 10%? NO
If Yes, list steps for redevelopment: _____

LNAPL Present: NO
If Yes, measured thickness = _____
DNAPL Present: NO
If Yes, measured thickness = _____

Well Completion Type:

Condition of protector: INTACT YES
Well ID present and readable: YES
Locks intact: YES
Weep hole present: YES
Water present in protector: NO
Are well "markers" (i.e.bumper posts) needed at this location: YES
If yes, are current well "markers" adequate around well: NO
Comments: No well markers present

Well Surface Seal: INTACT

Is surrounding area sloped away from well: YES
Any observed ponding: NO
Is surface run-off flow evident around well: NO

Well Casing Condition: INTACT

Size of well (diameter) = 2 inches
Marking point present: YES
Well cap in place: YES
Comments: _____

General Comments:

Well Inspection Worksheet

Grand Tower Energy Center

Grand Tower, IL

Well ID: APW-06D Date: 9/19/2023
Total Depth (Actual): 152.57 ft (BTOC) Time: 8:49
Total Depth (Measured): 154.80 ft (BTOC) Collection Order: 1st
Depth to Water (Measured): 34.97 ft (BTOC)

Is well screen occluded more than 10%? NO
If Yes, list steps for redevelopment: _____

LNAPL Present: NO
If Yes, measured thickness = _____
DNAPL Present: NO
If Yes, measured thickness = _____

Well Completion Type:
Condition of protector: INTACT YES
Well ID present and readable: NO
Locks intact: YES
Weep hole present: NO
Water present in protector: NO
Are well "markers" (i.e.bumper posts) needed at this location: NO
If yes, are current well "markers" adequate around well: _____
Comments: _____

Well Surface Seal: INTACT
Is surrounding area sloped away from well: YES
Any observed ponding: NO
Is surface run-off flow evident around well: NO

Well Casing Condition: INTACT
Size of well (diameter) = 2 inches
Marking point present: YES
Well cap in place: YES
Comments: _____

General Comments:
Sand surrounding the well and bumper posts

Well Inspection Worksheet

Grand Tower Energy Center

Grand Tower, IL

Well ID: APW-06S Date: 9/19/2023
Total Depth (Actual): 63.98 ft (BTOC) Time: 8:53
Total Depth (Measured): 63.80 ft (BTOC) Collection Order: 2nd
Depth to Water (Measured): 35.31 ft (BTOC)

Is well screen occluded more than 10%? NO
If Yes, list steps for redevelopment: _____

LNAPL Present: NO
If Yes, measured thickness = _____
DNAPL Present: NO
If Yes, measured thickness = _____

Well Completion Type:

Condition of protector: INTACT YES
Well ID present and readable: NO
Locks intact: YES
Weep hole present: NO
Water present in protector: NO
Are well "markers" (i.e.bumper posts) needed at this location: NO
If yes, are current well "markers" adequate around well: _____
Comments: _____

Well Surface Seal: INTACT

Is surrounding area sloped away from well: YES
Any observed ponding: NO
Is surface run-off flow evident around well: NO

Well Casing Condition: INTACT

Size of well (diameter) = 2 inches
Marking point present: YES
Well cap in place: YES
Comments: _____

General Comments:

Sand surrounding the well and bumper posts

Well Inspection Worksheet

Grand Tower Energy Center

Grand Tower, IL

Well ID: APW-07 Date: 9/19/2023
Total Depth (Actual): 63.35 ft (BTOC) Time: 10:21
Total Depth (Measured): 63.17 ft (BTOC) Collection Order: 10th
Depth to Water (Measured): 32.09 ft (BTOC)

Is well screen occluded more than 10%? NO
If Yes, list steps for redevelopment: _____

LNAPL Present: NO
If Yes, measured thickness = _____
DNAPL Present: NO
If Yes, measured thickness = _____

Well Completion Type:
Condition of protector: INTACT YES
Well ID present and readable: YES
Locks intact: YES
Weep hole present: YES
Water present in protector: NO
Are well "markers" (i.e.bumper posts) needed at this location: NO
If yes, are current well "markers" adequate around well: _____
Comments: _____

Well Surface Seal: INTACT
Is surrounding area sloped away from well: YES
Any observed ponding: NO
Is surface run-off flow evident around well: NO

Well Casing Condition: INTACT
Size of well (diameter) = 2 inches
Marking point present: YES
Well cap in place: YES
Comments: _____

General Comments:

Well Inspection Worksheet

Grand Tower Energy Center

Grand Tower, IL

Well ID: APW-08 Date: 9/19/2023
Total Depth (Actual): 61.89 ft (BTOC) Time: 10:29
Total Depth (Measured): 61.96 ft (BTOC) Collection Order: 11th
Depth to Water (Measured): 33.09 ft (BTOC)

Is well screen occluded more than 10%? NO
If Yes, list steps for redevelopment: _____

LNAPL Present: NO
If Yes, measured thickness = _____
DNAPL Present: NO
If Yes, measured thickness = _____

Well Completion Type:

Condition of protector: INTACT YES
Well ID present and readable: YES
Locks intact: YES
Weep hole present: YES
Water present in protector: NO
Are well "markers" (i.e.bumper posts) needed at this location: NO
If yes, are current well "markers" adequate around well: _____
Comments: _____

Well Surface Seal: INTACT

Is surrounding area sloped away from well: YES
Any observed ponding: NO
Is surface run-off flow evident around well: NO

Well Casing Condition: INTACT

Size of well (diameter) = 2 inches
Marking point present: YES
Well cap in place: YES
Comments: _____

General Comments:

Well Inspection Worksheet

Grand Tower Energy Center

Grand Tower, IL

Well ID: APW-09 Date: 9/19/2023
Total Depth (Actual): 63.40 ft (BTOC) Time: 9:31
Total Depth (Measured): 63.15 ft (BTOC) Collection Order: 5th
Depth to Water (Measured): 37.00 ft (BTOC)

Is well screen occluded more than 10%? NO
If Yes, list steps for redevelopment: _____

LNAPL Present: NO
If Yes, measured thickness = _____
DNAPL Present: NO
If Yes, measured thickness = _____

Well Completion Type:
Condition of protector: INTACT YES
Well ID present and readable: YES
Locks intact: YES
Weep hole present: YES
Water present in protector: NO
Are well "markers" (i.e.bumper posts) needed at this location: NO
If yes, are current well "markers" adequate around well: _____
Comments: _____

Well Surface Seal: INTACT
Is surrounding area sloped away from well: YES
Any observed ponding: NO
Is surface run-off flow evident around well: NO

Well Casing Condition: INTACT
Size of well (diameter) = 2 inches
Marking point present: YES
Well cap in place: YES
Comments: _____

General Comments:

Well Inspection Worksheet

Grand Tower Energy Center

Grand Tower, IL

Well ID: APW-10D Date: 9/19/2023
Total Depth (Actual): 98.19 ft (BTOC) Time: 10:11
Total Depth (Measured): 98.08 ft (BTOC) Collection Order: 9th
Depth to Water (Measured): 29.45 ft (BTOC)

Is well screen occluded more than 10%? NO
If Yes, list steps for redevelopment: _____

LNAPL Present: NO
If Yes, measured thickness = _____
DNAPL Present: NO
If Yes, measured thickness = _____

Well Completion Type:
Condition of protector: INTACT YES
Well ID present and readable: YES
Locks intact: YES
Weep hole present: YES
Water present in protector: NO
Are well "markers" (i.e.bumper posts) needed at this location: NO
If yes, are current well "markers" adequate around well: _____
Comments: _____

Well Surface Seal: INTACT
Is surrounding area sloped away from well: YES
Any observed ponding: NO
Is surface run-off flow evident around well: NO

Well Casing Condition: INTACT
Size of well (diameter) = 2 inches
Marking point present: YES
Well cap in place: YES
Comments: _____

General Comments:

Well Inspection Worksheet

Grand Tower Energy Center

Grand Tower, IL

Well ID: APW-10S Date: 9/19/2023
Total Depth (Actual): 62.84 ft (BTOC) Time: 10:03
Total Depth (Measured): 62.75 ft (BTOC) Collection Order: 8th
Depth to Water (Measured): 31.18 ft (BTOC)

Is well screen occluded more than 10%? NO
If Yes, list steps for redevelopment: _____

LNAPL Present: NO
If Yes, measured thickness = _____
DNAPL Present: NO
If Yes, measured thickness = _____

Well Completion Type:
Condition of protector: INTACT YES
Well ID present and readable: YES
Locks intact: YES
Weep hole present: YES
Water present in protector: NO
Are well "markers" (i.e.bumper posts) needed at this location: NO
If yes, are current well "markers" adequate around well: _____
Comments: _____

Well Surface Seal: INTACT
Is surrounding area sloped away from well: YES
Any observed ponding: NO
Is surface run-off flow evident around well: NO

Well Casing Condition: INTACT
Size of well (diameter) = 2 inches
Marking point present: YES
Well cap in place: YES
Comments: _____

General Comments:

APPENDIX C THIRD QUARTER 2023 FIELD DATA FORMS



Low Flow Groundwater Sampling Field Data Form

Well ID: APW-01R
Well Permit No:


Date: 2023/09/20
78 deg F Cloudy

Site ID GTEC-GRAND-TOWER	Purge Method / Pump Intake Depth Low_Flow / 53.21 (ft)	Reference Elevation 366.82 (ft)
Site Address 1820 Power Plant Road, Grand Tower, US-IL	Purge Equipment NA	Depth to Water / Free Product 37.43 (ft) / None
Project Number 0599247	Sample Equipment NA	Total Well Depth 58.21 (ft)
Project Name 20230906-GWMonitor	Average Purge Rate 318.8 (mL/min)	Well Diameter / Well Screen Interval 2 (in) / 48.3 - 58.3 (ft)
Sampler Clay Sansoucie/ Marshall Arendell	Volume of Water in Well / Total Volume Purged 11.13 (gal) / 3 (gal)	Well Construction

Well Head Vapor Measurements

PID: NA; FID: NA; CO: NA; CO2: NA; O2: NA; CH4: NA; H2S: NA

Time	DTW (ft)	Flow Rate (mL/min)	Purge Volume (gal)	Temperature (C) ±3%	pH ±0.1pH units	Specific Conductivity (uS/cm) ±3%	Total Conductivity (uS/cm) ±3%	Dissolved Oxygen (mg/L) ±10%	ORP (mV) ±10 mV	Turbidity (NTU) ±10%	Total Dissolved Solids(ppm) ±10%	Comments
14:30	37.45	350	0	20.3	6.88	339	NM	6.86	142	314	NM	Turbid brown, no odor
14:35	37.45	350	0.5	17.9	6.16	452	NM	2.01	147.7	388	NM	Turbid brown, no odor
14:40	37.45	350	1	17.9	6.26	477	NM	0.89	135	297	NM	Turbid brown, no odor
14:45	37.45	300	1.25	17.9	6.33	489	NM	0.8	127.3	234	NM	Cloudy, no odor
14:50	37.45	300	1.75	17.9	6.34	502	NM	0.76	122.9	164	NM	Cloudy, no odor
14:55	37.45	300	2	17.9	6.36	509	NM	0.76	119.6	138	NM	Cloudy, no odor
15:00	37.45	300	2.5	17.7	6.36	517	NM	0.75	118.2	129	NM	Cloudy, no odor
15:05	37.45	300	3	17.7	6.35	517	NM	0.76	117.4	133	NM	Cloudy, no odor

Sample ID(s): APW-01R-WG-20230920	Additional Comments	SAMPLER NAME AND SIGNATURE	Date Time
Analysis:		Clay Sansoucie 	09/22/2023 14:45



Low Flow Groundwater Sampling Field Data Form


Well ID: APW-02
Well Permit No:

Date: 2023/09/20
75 deg F Cloudy

Site ID GTEC-GRAND-TOWER	Purge Method / Pump Intake Depth Low_Flow / 53.4 (ft)	Reference Elevation 364.61 (ft)
Site Address 1820 Power Plant Road, Grand Tower, US-IL	Purge Equipment NA	Depth to Water / Free Product 34.92 (ft) / None
Project Number 0599247	Sample Equipment NA	Total Well Depth 58.4 (ft)
Project Name 20230906-GWMonitor	Average Purge Rate 193.8 (mL/min)	Well Diameter / Well Screen Interval 2 (in) / 47.2 - 57.2 (ft)
Sampler Clay Sansoucie/ Marshall Arendell	Volume of Water in Well / Total Volume Purged 12.57 (gal) / 1.75 (gal)	Well Construction

Well Head Vapor Measurements
PID: NA; FID: NA; CO: NA; CO2: NA; O2: NA; CH4: NA; H2S: NA

Time	DTW (ft)	Flow Rate (mL/min)	Purge Volume (gal)	Temperature (C) ±3%	pH ±0.1pH units	Specific Conductivity (uS/cm) ±3%	Total Conductivity (uS/cm) ±3%	Dissolved Oxygen (mg/L) ±10%	ORP (mV) ±10 mV	Turbidity (NTU) ±10%	Total Dissolved Solids(ppm) ±10%	Comments
11:52	37	250	0	25.5	7.17	1113	NM	3.6	57.3	123	NM	Clear, no odor
11:57	38.19	100	0.25	20	7.03	1114	NM	1.89	61.6	379	NM	Cloudy, no odor
12:02	38.96	200	0.5	19.2	7.07	1118	NM	1.23	40.9	299	NM	Cloudy, no odor
12:07	39.61	200	0.75	19.7	7.1	1107	NM	1.11	25	173	NM	Cloudy, no odor
12:12	40.45	200	1	19.5	7.1	1108	NM	1.01	15.3	113	NM	Cloudy, no odor
12:17	40.98	200	1.25	20	7.09	1099	NM	0.95	8.4	105	NM	Cloudy, no odor
12:22	41.51	200	1.5	20.3	7.08	1101	NM	0.99	7.4	103.4	NM	Cloudy, no odor
12:27	41.8	200	1.75	20.3	7.08	1100	NM	0.96	7.3	97	NM	Cloudy, no odor

Sample ID(s): APW-02-WG-20230920	Additional Comments	SAMPLER NAME AND SIGNATURE Clay Sansoucie 	Date Time 09/22/2023 15:11
Analysis:			



Low Flow Groundwater Sampling Field Data Form

Well ID: APW-03
Well Permit No:

Date: 2023/09/19
75 deg F Sunny

Site ID GTEC-GRAND-TOWER	Purge Method / Pump Intake Depth Low_Flow / 54.42 (ft)	Reference Elevation 365.79 (ft)
Site Address 1820 Power Plant Road, Grand Tower, US-IL	Purge Equipment NA	Depth to Water / Free Product 36.45 (ft) / None
Project Number 0599247	Sample Equipment NA	Total Well Depth 59.42 (ft)
Project Name 20230906-GWMonitor	Average Purge Rate 350 (mL/min)	Well Diameter / Well Screen Interval 2 (in) / 45.7 - 55.7 (ft)
Sampler Clay Sansoucie/ Marshall Arendell	Volume of Water in Well / Total Volume Purged 12.3 (gal) / 3.25 (gal)	Well Construction

Well Head Vapor Measurements
PID: NA; FID: NA; CO: NA; CO2: NA; O2: NA; CH4: NA; H2S: NA

Time	DTW (ft)	Flow Rate (mL/min)	Purge Volume (gal)	Temperature (C) ±3%	pH ±0.1pH units	Specific Conductivity (uS/cm) ±3%	Total Conductivity (uS/cm) ±3%	Dissolved Oxygen (mg/L) ±10%	ORP (mV) ±10 mV	Turbidity (NTU) ±10%	Total Dissolved Solids(ppm) ±10%	Comments
10:56	36.45	350	0	16.5	6.33	812	NM	4.51	319.3	66.9	NM	Cloudy, Sl. Rotten Egg Like Odor
11:01	36.45	350	0.5	15.5	7.07	827	NM	0.19	255.2	75.9	NM	Cloudy, No odor
11:06	36.45	350	0.75	15.5	7.51	842	NM	0.13	224.5	41.9	NM	Cloudy, No odor
11:11	36.45	350	1.25	15.5	7.74	843	NM	0.1	208.5	16.1	NM	Cloudy, No odor
11:16	36.45	350	1.75	15.4	7.83	845	NM	0.09	197.7	8.38	NM	Clear, No odor
11:21	36.45	350	2.25	15.4	7.85	845	NM	0.09	186.7	4.69	NM	Clear, No odor
11:26	36.45	350	2.75	15.5	7.8	845	NM	0.09	183.9	3.12	NM	Clear, No odor
11:31	36.45	350	3.25	15.5	7.8	846	NM	0.09	181.6	2.72	NM	Clear, No odor

Sample ID(s): APW-03-WG-20230919	Additional Comments	SAMPLER NAME AND SIGNATURE Clay Sansoucie	Date Time 09/22/2023 15:28
Analysis:			





Low Flow Groundwater Sampling Field Data Form

Well ID: APW-04
Well Permit No:

Date: 2023/09/20
78 deg F Cloudy

Site ID GTEC-GRAND-TOWER	Purge Method / Pump Intake Depth Low_Flow / 55.25 (ft)	Reference Elevation 367.44 (ft)
Site Address 1820 Power Plant Road, Grand Tower, US-IL	Purge Equipment NA	Depth to Water / Free Product 38.07 (ft) / None
Project Number 0599247	Sample Equipment NA	Total Well Depth 60.25 (ft)
Project Name 20230906-GWMonitor	Average Purge Rate 378.1 (mL/min)	Well Diameter / Well Screen Interval 2 (in) / 45.7 - 55.7 (ft)
Sampler Clay Sansoucie/ Marshall Arendell	Volume of Water in Well / Total Volume Purged 11.88 (gal) / 3.5 (gal)	Well Construction

Well Head Vapor Measurements

PID: NA; FID: NA; CO: NA; CO2: NA; O2: NA; CH4: NA; H2S: NA

Time	DTW (ft)	Flow Rate (mL/min)	Purge Volume (gal)	Temperature (C) ±3%	pH ±0.1pH units	Specific Conductivity (uS/cm) ±3%	Total Conductivity (uS/cm) ±3%	Dissolved Oxygen (mg/L) ±10%	ORP (mV) ±10 mV	Turbidity (NTU) ±10%	Total Dissolved Solids(ppm) ±10%	Comments
15:30	38.07	400	0	18	7.05	512	NM	4.23	149.7	363	NM	Turbid brown, no odor
15:35	38.07	375	0.5	17	7.02	612	NM	0.43	137	147	NM	Cloudy, no odor
15:40	38.07	250	1	17.5	7.11	630	NM	0.26	122.7	50.6	NM	Cloudy, no odor
15:45	38.07	400	1.5	16.9	7.1	649	NM	0.14	116.5	25.3	NM	Clear, No odor
15:50	38.07	400	2	16.8	7.13	657	NM	0.11	110.6	33.6	NM	Clear, No odor
15:55	38.07	400	2.5	16.8	7.12	658	NM	0.08	106.4	23.8	NM	Clear, No odor
16:00	38.07	400	3	16.8	7.13	659	NM	0.08	104.1	22.7	NM	Clear, No odor
16:05	38.07	400	3.5	16.8	7.13	659	NM	0.08	101	21.6	NM	Clear, No odor

Sample ID(s): APW-04-WG-20230920	Additional Comments	SAMPLER NAME AND SIGNATURE	Date Time
Analysis:		Clay Sansoucie	09/22/2023 16:13



Low Flow Groundwater Sampling Field Data Form

Well ID: APW-05R
Well Permit No:


Date: 2023/09/20
68 deg F Cloudy

Site ID GTEC-GRAND-TOWER	Purge Method / Pump Intake Depth Low_Flow / 57.93 (ft)	Reference Elevation 363.8 (ft)
Site Address 1820 Power Plant Road, Grand Tower, US-IL	Purge Equipment NA	Depth to Water / Free Product 36.19 (ft) / None
Project Number 0599247	Sample Equipment NA	Total Well Depth 62.93 (ft)
Project Name 20230906-GWMonitor	Average Purge Rate 400 (mL/min)	Well Diameter / Well Screen Interval 2 (in) / 50 - 60 (ft)
Sampler Clay Sansoucie/ Marshall Arendell	Volume of Water in Well / Total Volume Purged 14.32 (gal) / 5.5 (gal)	Well Construction

Well Head Vapor Measurements

PID: NA; FID: NA; CO: NA; CO2: NA; O2: NA; CH4: NA; H2S: NA

Time	DTW (ft)	Flow Rate (mL/min)	Purge Volume (gal)	Temperature (C) ±3%	pH ±0.1pH units	Specific Conductivity (uS/cm) ±3%	Total Conductivity (uS/cm) ±3%	Dissolved Oxygen (mg/L) ±10%	ORP (mV) ±10 mV	Turbidity (NTU) ±10%	Total Dissolved Solids(ppm) ±10%	Comments
10:26	36.2	400	0	18	7.37	946	NM	4.16	66.6	861	NM	Turbid grey, No odor
10:31	36.2	400	0.5	17	7.29	954	NM	2.56	61.8	875	NM	Turbid grey, No odor
10:36	36.2	400	1	17.2	7.36	951	NM	1.28	45.3	858	NM	Turbid grey, No odor
10:41	36.2	400	1.5	17	7.35	951	NM	0.87	32.4	466	NM	Turbid grey, No odor
10:46	36.2	400	2	17	6.9	955	NM	0.7	17.6	225	NM	Cloudy Grey, Organic like odor
10:51	36.2	400	2.5	17.1	7.37	958	NM	0.63	8.6	138	NM	Cloudy Grey, Organic like odor
10:56	36.2	400	3	17.1	7.36	959	NM	0.54	-0.3	89.3	NM	Cloudy Grey, Organic like odor
11:01	36.2	400	3.5	17.2	7.37	960	NM	0.45	-8.1	57.5	NM	Clear, Organic like odor
11:06	36.2	400	4	17.3	7.36	961	NM	0.37	-14.9	46	NM	Clear, Organic like odor
11:11	36.2	400	4.5	17.4	7.37	961	NM	0.3	-20.4	35.9	NM	Clear, Organic like odor
11:16	36.2	400	5	17.4	7.37	962	NM	0.29	-21.5	34.2	NM	Clear, Organic like odor
11:21	36.2	400	5.5	17.4	7.36	962	NM	0.29	-20.9	33.7	NM	Clear, Organic like odor

Sample ID(s): APW-05R-WG-20230920,DUP-01-WG-20230920	Additional Comments	SAMPLER NAME AND SIGNATURE	Date Time
Analysis:		Clay Sansoucie 	09/22/2023 17:34



Low Flow Groundwater Sampling Field Data Form

Well ID: APW-06D
Well Permit No:


Date: 2023/09/20
60 deg F Cloudy

Site ID GTEC-GRAND-TOWER	Purge Method / Pump Intake Depth Low_Flow / 149.8 (ft)	Reference Elevation 363.69 (ft)
Site Address 1820 Power Plant Road, Grand Tower, US-IL	Purge Equipment NA	Depth to Water / Free Product 35.03 (ft) / None
Project Number 0599247	Sample Equipment NA	Total Well Depth 154.8 (ft)
Project Name 20230906-GWMonitor	Average Purge Rate 454.5 (mL/min)	Well Diameter / Well Screen Interval 2 (in) / 140 - 150 (ft)
Sampler Clay Sansoucie/ Marshall Arendell	Volume of Water in Well / Total Volume Purged 64.13 (gal) / 5 (gal)	Well Construction

Well Head Vapor Measurements

PID: NA; FID: NA; CO: NA; CO2: NA; O2: NA; CH4: NA; H2S: NA

Time	DTW (ft)	Flow Rate (mL/min)	Purge Volume (gal)	Temperature (C) ±3%	pH ±0.1pH units	Specific Conductivity (uS/cm) ±3%	Total Conductivity (uS/cm) ±3%	Dissolved Oxygen (mg/L) ±10%	ORP (mV) ±10 mV	Turbidity (NTU) ±10%	Total Dissolved Solids(ppm) ±10%	Comments
09:10	35.03	500	0	18	7.42	772	NM	4.57	47.3	7.01	NM	Clear, Organic Like Odor
09:15	35.03	450	0.5	16.1	7.24	793	NM	1.52	36.9	611	NM	Turbid grey, Organic Like Odor
09:20	35.03	450	1	16	7.28	800	NM	0.62	28.8	311	NM	Turbid grey, Organic Like Odor
09:25	35.03	450	1.5	16	7.31	804	NM	0.49	22.3	202	NM	Turbid grey, Organic Like Odor
09:30	35.03	450	2	15.9	7.3	805	NM	0.4	17.8	164	NM	Cloudy, Organic Like Odor
09:35	35.03	450	2.5	15.9	7.3	805	NM	0.33	13.4	120	NM	Cloudy, Organic Like Odor
09:40	35.03	450	3	15.9	7.3	804	NM	0.29	8.8	80.3	NM	Cloudy, Organic Like Odor
09:45	35.03	450	3.5	15.9	7.3	803	NM	0.26	4.3	57.8	NM	Clear, Sl. Organic Like Odor
09:50	35.03	450	4	16	7.3	802	NM	0.23	4.1	69.44	NM	Clear, Sl. Organic Like Odor
09:55	35.03	450	4.5	16	7.29	802	NM	0.23	3.9	67.1	NM	Clear, Sl. Organic Like Odor
10:00	35.03	450	5	16	7.3	802	NM	0.23	4.3	65.5	NM	Clear, Sl. Organic Like Odor

Sample ID(s): APW-06D-WG-20230920	Additional Comments	SAMPLER NAME AND SIGNATURE	Date Time
Analysis:		Clay Sansoucie 	09/22/2023 18:01



Low Flow Groundwater Sampling Field Data Form

Well ID: APW-07
Well Permit No:

Date: 2023/09/19
75 deg F Sunny

Site ID GTEC-GRAND-TOWER	Purge Method / Pump Intake Depth Low_Flow / 58.17 (ft)	Reference Elevation 360.61 (ft)
Site Address 1820 Power Plant Road, Grand Tower, US-IL	Purge Equipment NA	Depth to Water / Free Product 32.12 (ft) / None
Project Number 0599247	Sample Equipment NA	Total Well Depth 63.17 (ft)
Project Name 20230906-GWMonitor	Average Purge Rate 403.6 (mL/min)	Well Diameter / Well Screen Interval 2 (in) / 50 - 60 (ft)
Sampler Clay Sansoucie/ Marshall Arendell	Volume of Water in Well / Total Volume Purged 16.63 (gal) / 3 (gal)	Well Construction

Well Head Vapor Measurements
PID: NA; FID: NA; CO: NA; CO2: NA; O2: NA; CH4: NA; H2S: NA

Time	DTW (ft)	Flow Rate (mL/min)	Purge Volume (gal)	Temperature (C) ±3%	pH ±0.1pH units	Specific Conductivity (uS/cm) ±3%	Total Conductivity (uS/cm) ±3%	Dissolved Oxygen (mg/L) ±10%	ORP (mV) ±10 mV	Turbidity (NTU) ±10%	Total Dissolved Solids(ppm) ±10%	Comments
13:16	32.12	425	0	20.1	6.93	1029	NM	5.49	206.7	61.8	NM	Cloudy, no odor
13:21	32.12	400	0.5	17.9	6.7	1155	NM	0.38	170.8	109	NM	Cloudy, no odor
13:26	32.12	400	1	17.8	6.74	1158	NM	0.27	139.9	76	NM	Cloudy, no odor
13:31	32.12	400	1.5	17.4	6.77	1165	NM	0.18	115.4	68.8	NM	Cloudy, no odor
13:36	32.12	400	2	17.3	6.78	1167	NM	0.13	98	45.2	NM	Clear, no odor
13:41	32.12	400	2.5	17.3	6.78	1167	NM	0.13	89.3	43.3	NM	Clear, no odor
13:46	32.12	400	3	17.3	6.78	1166	NM	0.13	91.5	42.9	NM	Clear, no odor

Sample ID(s): APW-07-WG-20230919	Additional Comments	SAMPLER NAME AND SIGNATURE Clay Sansoucie 	Date Time 09/22/2023 18:38
Analysis:			



Low Flow Groundwater Sampling Field Data Form

Well ID: APW-08
Well Permit No:


Date: 2023/09/19
75 deg F Sunny

Site ID GTEC-GRAND-TOWER	Purge Method / Pump Intake Depth Low_Flow / 56.96 (ft)	Reference Elevation 362.71 (ft)
Site Address 1820 Power Plant Road, Grand Tower, US-IL	Purge Equipment NA	Depth to Water / Free Product 33.08 (ft) / None
Project Number 0599247	Sample Equipment NA	Total Well Depth 61.96 (ft)
Project Name 20230906-GWMonitor	Average Purge Rate 339.6 (mL/min)	Well Diameter / Well Screen Interval 2 (in) / 50 - 60 (ft)
Sampler Clay Sansoucie/ Marshall Arendell	Volume of Water in Well / Total Volume Purged 15.46 (gal) / 5.25 (gal)	Well Construction

Well Head Vapor Measurements

PID: NA; FID: NA; CO: NA; CO2: NA; O2: NA; CH4: NA; H2S: NA

Time	DTW (ft)	Flow Rate (mL/min)	Purge Volume (gal)	Temperature (C) ±3%	pH ±0.1pH units	Specific Conductivity (uS/cm) ±3%	Total Conductivity (uS/cm) ±3%	Dissolved Oxygen (mg/L) ±10%	ORP (mV) ±10 mV	Turbidity (NTU) ±10%	Total Dissolved Solids(ppm) ±10%	Comments
11:58	33.08	300	0	22.2	6.03	327	NM	4.52	190.4	1000	NM	Turbid Dark Grey, No odor
12:03	33.08	275	0.5	21.7	5.59	344.6	NM	1.6	185.6	1000	NM	Turbid Dark Grey, No odor
12:08	33.08	350	1	20.3	5.32	359.5	NM	2.57	179.4	1000	NM	Turbid Dark Grey, No odor
12:13	33.08	350	1.5	20.6	4.99	355.7	NM	1.99	172.6	638	NM	Turbid Dark Grey, No odor
12:18	33.08	350	1.75	21.2	4.74	354.9	NM	2.67	165.8	451	NM	Turbid Dark Grey, No odor
12:23	33.08	350	2.25	21.5	4.56	348	NM	2.87	155.6	313	NM	Turbid Dark Grey, No odor
12:28	33.08	350	2.75	21.5	4.5	345.4	NM	3.05	144.7	234	NM	Opaque Grey, No odor
12:33	33.08	350	3.25	21.3	4.48	342.1	NM	3.22	135.6	171	NM	Opaque Grey, No odor
12:38	33.08	350	3.75	22	4.47	267.8	NM	3.55	126.6	129	NM	Opaque Grey, No odor
12:43	33.08	350	4.25	19.6	6.89	660	NM	0.16	146.1	137	NM	Opaque Grey, No odor
12:48	33.08	350	4.75	19.6	6.89	656	NM	0.16	140.2	135	NM	Opaque Grey, No odor
12:53	33.08	350	5.25	19.5	6.91	653	NM	0.16	137.5	141	NM	Cloudy, No odor

Sample ID(s): APW-08-WG-20230919	Additional Comments	SAMPLER NAME AND SIGNATURE	Date Time
Analysis:		Clay Sansoucie 	09/22/2023 19:02



Low Flow Groundwater Sampling Field Data Form

Well ID: APW-09
Well Permit No:


Date: 2023/09/20
75 deg F Cloudy

Site ID GTEC-GRAND-TOWER	Purge Method / Pump Intake Depth Low_Flow / 58.15 (ft)	Reference Elevation 366.84 (ft)
Site Address 1820 Power Plant Road, Grand Tower, US-IL	Purge Equipment NA	Depth to Water / Free Product 37.04 (ft) / None
Project Number 0599247	Sample Equipment NA	Total Well Depth 63.15 (ft)
Project Name 20230906-GWMonitor	Average Purge Rate 500 (mL/min)	Well Diameter / Well Screen Interval 2 (in) / 50 - 60 (ft)
Sampler Clay Sansoucie/ Marshall Arendell	Volume of Water in Well / Total Volume Purged 13.98 (gal) / 3.5 (gal)	Well Construction

Well Head Vapor Measurements

PID: NA; FID: NA; CO: NA; CO2: NA; O2: NA; CH4: NA; H2S: NA

Time	DTW (ft)	Flow Rate (mL/min)	Purge Volume (gal)	Temperature (C) ±3%	pH ±0.1pH units	Specific Conductivity (uS/cm) ±3%	Total Conductivity (uS/cm) ±3%	Dissolved Oxygen (mg/L) ±10%	ORP (mV) ±10 mV	Turbidity (NTU) ±10%	Total Dissolved Solids(ppm) ±10%	Comments
13:19	37.04	500	0	18.1	7.23	553	NM	4.76	101.3	207	NM	Turbid Lt Brown, No odor
13:24	37.04	500	0.5	16.5	7.3	551	NM	3.18	94.1	108	NM	Cloudy, No odor
13:29	37.04	500	1	16.4	7.36	556	NM	1.79	88.5	39.3	NM	Clear, No odor
13:34	37.04	500	1.5	16.2	7.36	558	NM	0.78	83.2	18	NM	Clear, No odor
13:39	37.04	500	2	16.3	7.4	559	NM	0.52	78.6	13.3	NM	Clear, No odor
13:44	37.04	500	2.5	16.3	7.38	559	NM	0.46	76.1	6.94	NM	Clear, No odor
13:49	37.04	500	3	16.3	7.38	559	NM	0.45	74.7	5.81	NM	Clear, No odor
13:54	37.04	500	3.5	16.3	7.38	558	NM	0.45	73.3	5.64	NM	Clear, No odor

Sample ID(s): APW-09-WG-20230920,DUP-02-WG-20230920	Additional Comments	SAMPLER NAME AND SIGNATURE	Date Time
Analysis:		Clay Sansoucie 	09/22/2023 19:27



Low Flow Groundwater Sampling Field Data Form

Well ID: APW-10D
Well Permit No:

Date: 2023/09/19
78 deg F Sunny

Site ID GTEC-GRAND-TOWER	Purge Method / Pump Intake Depth Low_Flow / 93.08 (ft)	Reference Elevation 359.41 (ft)
Site Address 1820 Power Plant Road, Grand Tower, US-IL	Purge Equipment NA	Depth to Water / Free Product 29.5 (ft) / None
Project Number 0599247	Sample Equipment NA	Total Well Depth 98.08 (ft)
Project Name 20230906-GWMonitor	Average Purge Rate 395 (mL/min)	Well Diameter / Well Screen Interval 2 (in) / 86 - 96 (ft)
Sampler Clay Sansoucie/ Marshall Arendell	Volume of Water in Well / Total Volume Purged 36.72 (gal) / 4.5 (gal)	Well Construction

Well Head Vapor Measurements

PID: NA; FID: NA; CO: NA; CO2: NA; O2: NA; CH4: NA; H2S: NA

Time	DTW (ft)	Flow Rate (mL/min)	Purge Volume (gal)	Temperature (C) ±3%	pH ±0.1pH units	Specific Conductivity (uS/cm) ±3%	Total Conductivity (uS/cm) ±3%	Dissolved Oxygen (mg/L) ±10%	ORP (mV) ±10 mV	Turbidity (NTU) ±10%	Total Dissolved Solids(ppm) ±10%	Comments
15:09	29.5	200	0	19.2	7.37	695	NM	2.86	41	42.8	NM	Clear, no odor
15:14	29.5	350	0.5	17.3	6.96	691	NM	0.96	57.8	1000	NM	Turbid Grey, No odor
15:19	29.5	250	1	17.5	7	689	NM	0.89	58.2	1000	NM	Turbid Grey, No odor
15:24	29.5	450	1.5	16.6	7	688	NM	0.65	59.8	721	NM	Turbid Grey, No odor
15:29	29.5	450	2	16.4	7.01	687	NM	0.49	59.1	389	NM	Turbid Grey, No odor
15:34	29.5	450	2.5	16.3	7	686	NM	0.36	58.2	277	NM	Turbid Grey, No odor
15:39	29.5	450	3	16.5	7.01	686	NM	0.3	57.3	199	NM	Turbid Grey, No odor
15:44	29.5	450	3.5	16.6	7.01	686	NM	0.24	56.1	171	NM	Cloudy, No odor
15:49	29.5	450	4	16.6	7	686	NM	0.24	55.6	175	NM	Cloudy, No odor
15:54	29.5	450	4.5	16.4	7	686	NM	0.24	55.7	169	NM	Cloudy, No odor

Sample ID(s): APW-10D-WG-20230919	Additional Comments	SAMPLER NAME AND SIGNATURE	Date Time
Analysis:		Clay Sansoucie	09/22/2023 19:46



Low Flow Groundwater Sampling Field Data Form

Well ID: APW-10S
Well Permit No:

Date: 2023/09/19
78 deg F Sunny

Site ID GTEC-GRAND-TOWER	Purge Method / Pump Intake Depth Low_Flow / 56.75 (ft)	Reference Elevation 359.47 (ft)
Site Address 1820 Power Plant Road, Grand Tower, US-IL	Purge Equipment NA	Depth to Water / Free Product 31.1 (ft) / None
Project Number 0599247	Sample Equipment NA	Total Well Depth 62.75 (ft)
Project Name 20230906-GWMonitor	Average Purge Rate 356.3 (mL/min)	Well Diameter / Well Screen Interval 2 (in) / 50 - 60 (ft)
Sampler Clay Sansoucie/ Marshall Arendell	Volume of Water in Well / Total Volume Purged 16.95 (gal) / 3.5 (gal)	Well Construction

Well Head Vapor Measurements
PID: NA; FID: NA; CO: NA; CO2: NA; O2: NA; CH4: NA; H2S: NA

Time	DTW (ft)	Flow Rate (mL/min)	Purge Volume (gal)	Temperature (C) ±3%	pH ±0.1pH units	Specific Conductivity (uS/cm) ±3%	Total Conductivity (uS/cm) ±3%	Dissolved Oxygen (mg/L) ±10%	ORP (mV) ±10 mV	Turbidity (NTU) ±10%	Total Dissolved Solids(ppm) ±10%	Comments
14:13	31.34	400	0	19.4	6.85	1283	NM	2.24	166.9	1000	NM	Turbid Grey, Sl. Rotten Egg Like Odor
14:18	31.3	350	0.5	17.1	6.96	1273	NM	0.19	127.4	1000	NM	Turbid Grey, Sl. Rotten Egg Like Odor
14:23	31.3	350	1	17.4	7	1274	NM	0.14	81	595	NM	Turbid Grey, Sl. Rotten Egg Like Odor
14:28	31.3	350	1.5	17	7	1273	NM	0.11	52.7	250	NM	Turbid Grey, Sl. Rotten Egg Like Odor
14:33	31.3	350	2	17.1	7	1275	NM	0.09	26.3	114	NM	Cloudy, Sl. Rotten Egg Like Odor
14:38	31.3	350	2.5	17.4	7	1274	NM	0.07	10.5	68.5	NM	Cloudy, Sl. Rotten Egg Like Odor
14:43	31.3	350	3	17	6.99	1275	NM	0.07	9.7	65.7	NM	Clear, Sl. Rotten Egg Like Odor
14:48	31.3	350	3.5	17	6.99	1274	NM	0.07	7.4	63.6	NM	Clear, Sl. Rotten Egg Like Odor

Sample ID(s): APW-10S-WG-20230919	Additional Comments	SAMPLER NAME AND SIGNATURE Clay Sansoucie 	Date Time 09/22/2023 20:03
Analysis:			



Low Flow Groundwater Sampling Field Data Form

Well ID: APW-06S
Well Permit No:


Date: 2023/09/20
60 deg F Cloudy

Site ID GTEC-GRAND-TOWER	Purge Method / Pump Intake Depth Low_Flow / 58.8 (ft)	Reference Elevation 363.51 (ft)
Site Address 1820 Power Plant Road, Grand Tower, US-IL	Purge Equipment NA	Depth to Water / Free Product 35.32 (ft) / None
Project Number 0599247	Sample Equipment NA	Total Well Depth 63.8 (ft)
Project Name 20230906-GWMonitor	Average Purge Rate 375 (mL/min)	Well Diameter / Well Screen Interval 2 (in) / 50 - 60 (ft)
Sampler Clay Sansoucie/ Marshall Arendell	Volume of Water in Well / Total Volume Purged 15.25 (gal) / 4.5 (gal)	Well Construction

Well Head Vapor Measurements

PID: NA; FID: NA; CO: NA; CO2: NA; O2: NA; CH4: NA; H2S: NA

Time	DTW (ft)	Flow Rate (mL/min)	Purge Volume (gal)	Temperature (C) ±3%	pH ±0.1pH units	Specific Conductivity (uS/cm) ±3%	Total Conductivity (uS/cm) ±3%	Dissolved Oxygen (mg/L) ±10%	ORP (mV) ±10 mV	Turbidity (NTU) ±10%	Total Dissolved Solids(ppm) ±10%	Comments
08:02	35.4	375	0	15.7	7.34	838	NM	3	164.9	391	NM	Turbid Grey, No odor
08:07	35.4	375	0.5	15.7	7.23	886	NM	0.43	151.8	333	NM	Turbid Grey, Organic like odor
08:12	35.4	375	1	15.9	7.2	889	NM	0.31	126.6	175	NM	Turbid Grey, Organic like odor
08:17	35.4	375	1.5	16	7.2	889	NM	0.25	101.9	73.3	NM	Cloudy, Organic like odor
08:22	35.4	375	2	16.1	7.19	890	NM	0.22	78.9	38.2	NM	Clear, Organic like odor
08:27	35.4	375	2.5	16.1	7.19	891	NM	0.18	57	22.9	NM	Clear, Organic like odor
08:32	35.4	375	3	16.1	7.19	890	NM	0.15	41.1	16.2	NM	Clear, Organic like odor
08:37	35.4	375	3.5	16.2	7.2	890	NM	0.14	24.4	9.04	NM	Clear, Organic like odor
08:42	35.4	375	4	16.2	7.2	890	NM	0.14	23.8	9.78	NM	Clear, Organic like odor
08:47	35.4	375	4.5	16.2	7.2	890	NM	0.14	21.7	8.99	NM	Clear, Organic like odor

Sample ID(s): APW-06S-WG-20230920	Additional Comments	SAMPLER NAME AND SIGNATURE Clay Sansoucie 	Date Time 09/22/2023 18:24
Analysis:			

**APPENDIX D – THIRD QUARTER 2023 LABORATORY ANALYTICAL
REPORT**

October 30, 2023

Clay Sansoucie
ERM
1968 Craig Road
Suite 100
St. Louis, MO 63146
TEL: (314) 956-0269
FAX:



Illinois	100226
Kansas	E-10374
Louisiana	05002
Louisiana	05003
Oklahoma	9978

RE: 0599247

WorkOrder: 23091500

Dear Clay Sansoucie:

TEKLAB, INC received 15 samples on 9/21/2023 9:45:00 AM for the analysis presented in the following report.

Samples are analyzed on an as received basis unless otherwise requested and documented. The sample results contained in this report relate only to the requested analytes of interest as directed on the chain of custody. NELAP accredited fields of testing are indicated by the letters NELAP under the Certification column. Unless otherwise documented within this report, Teklab Inc. analyzes samples utilizing the most current methods in compliance with 40CFR. All tests are performed in the Collinsville, IL laboratory unless otherwise noted in the Case Narrative.

All quality control criteria applicable to the test methods employed for this project have been satisfactorily met and are in accordance with NELAP except where noted. The following report shall not be reproduced, except in full, without the written approval of Teklab, Inc.

If you have any questions regarding these tests results, please feel free to call.

Sincerely,



Elizabeth A. Hurley
Director of Customer Service
(618)344-1004 ex 33
ehurley@teklabinc.com



Report Contents

<http://www.teklabinc.com/>

Client: ERM

Work Order: 23091500

Client Project: 0599247

Report Date: 30-Oct-23

This reporting package includes the following:

Cover Letter	1
Report Contents	2
Definitions	3
Case Narrative	5
Accreditations	6
Laboratory Results	7
Sample Summary	22
Dates Report	23
Quality Control Results	31
Receiving Check List	49
Chain of Custody	Appended

Client: ERM

Work Order: 23091500

Client Project: 0599247

Report Date: 30-Oct-23

Abbr Definition

* Analytes on report marked with an asterisk are not NELAP accredited

CCV Continuing calibration verification is a check of a standard to determine the state of calibration of an instrument between recalibration.

CRQL A Client Requested Quantitation Limit is a reporting limit that varies according to customer request. The CRQL may not be less than the MDL.

DF Dilution factor is the dilution performed during analysis only and does not take into account any dilutions made during sample preparation. The reported result is final and includes all dilution factors.

DNI Did not ignite

DUP Laboratory duplicate is a replicate aliquot prepared under the same laboratory conditions and independently analyzed to obtain a measure of precision.

ICV Initial calibration verification is a check of a standard to determine the state of calibration of an instrument before sample analysis is initiated.

IDPH IL Dept. of Public Health

LCS Laboratory control sample is a sample matrix, free from the analytes of interest, spiked with verified known amounts of analytes and analyzed exactly like a sample to establish intra-laboratory or analyst specific precision and bias or to assess the performance of all or a portion of the measurement system.

LCSD Laboratory control sample duplicate is a replicate laboratory control sample that is prepared and analyzed in order to determine the precision of the approved test method. The acceptable recovery range is listed in the QC Package (provided upon request).

MBLK Method blank is a sample of a matrix similar to the batch of associated sample (when available) that is free from the analytes of interest and is processed simultaneously with and under the same conditions as samples through all steps of the analytical procedures, and in which no target analytes or interferences should present at concentrations that impact the analytical results for sample analyses.

MDL "The method detection limit is defined as the minimum measured concentration of a substance that can be reported with 99% confidence that the measured concentration is distinguishable from method blank results."

MS Matrix spike is an aliquot of matrix fortified (spiked) with known quantities of specific analytes that is subjected to the entire analytical procedures in order to determine the effect of the matrix on an approved test method's recovery system. The acceptable recovery range is listed in the QC Package (provided upon request).

MSD Matrix spike duplicate means a replicate matrix spike that is prepared and analyzed in order to determine the precision of the approved test method. The acceptable recovery range is listed in the QC Package (provided upon request).

MW Molecular weight

NC Data is not acceptable for compliance purposes

ND Not Detected at the Reporting Limit

NELAP NELAP Accredited

PQL Practical quantitation limit means the lowest level that can be reliably achieved within specified limits of precision and accuracy during routine laboratory operation conditions.

RL The reporting limit the lowest level that the data is displayed in the final report. The reporting limit may vary according to customer request or sample dilution. The reporting limit may not be less than the MDL.

RPD Relative percent difference is a calculated difference between two recoveries (ie. MS/MSD). The acceptable recovery limit is listed in the QC Package (provided upon request).

SPK The spike is a known mass of target analyte added to a blank sample or sub-sample; used to determine recovery deficiency or for other quality control purposes.

Surr Surrogates are compounds which are similar to the analytes of interest in chemical composition and behavior in the analytical process, but which are not normally found in environmental samples.

TIC Tentatively identified compound: Analytes tentatively identified in the sample by using a library search. Only results not in the calibration standard will be reported as tentatively identified compounds. Results for tentatively identified compounds that are not present in the calibration standard, but are assigned a specific chemical name based upon the library search, are calculated using total peak areas from reconstructed ion chromatograms and a response factor of one. The nearest Internal Standard is used for the calculation. The results of any TICs must be considered estimated, and are flagged with a "T". If the estimated result is above the calibration range it is flagged "ET"

TNTC Too numerous to count (> 200 CFU)

Client: ERM

Work Order: 23091500

Client Project: 0599247

Report Date: 30-Oct-23

Qualifiers

- # - Unknown hydrocarbon
- C - RL shown is a Client Requested Quantitation Limit
- H - Holding times exceeded
- J - Analyte detected below quantitation limits
- ND - Not Detected at the Reporting Limit
- S - Spike Recovery outside recovery limits
- X - Value exceeds Maximum Contaminant Level
- B - Analyte detected in associated Method Blank
- E - Value above quantitation range
- I - Associated internal standard was outside method criteria
- M - Manual Integration used to determine area response
- R - RPD outside accepted recovery limits
- T - TIC(Tentatively identified compound)

Client: ERM

Work Order: 23091500

Client Project: 0599247

Report Date: 30-Oct-23

Cooler Receipt Temp: 3.4 °C

Ra226/228 analyses were performed by Summit Environmental Technologies, Inc. See attached report for results and QC.

Locations

Collinsville

Address 5445 Horseshoe Lake Road
Collinsville, IL 62234-7425
Phone (618) 344-1004
Fax (618) 344-1005
Email jhriley@teklabinc.com

Collinsville Air

Address 5445 Horseshoe Lake Road
Collinsville, IL 62234-7425
Phone (618) 344-1004
Fax (618) 344-1005
Email EHurley@teklabinc.com

Springfield

Address 3920 Pintail Dr
Springfield, IL 62711-9415
Phone (217) 698-1004
Fax (217) 698-1005
Email KKlostermann@teklabinc.com

Chicago

Address 1319 Butterfield Rd.
Downers Grove, IL 60515
Phone (630) 324-6855
Fax
Email arenner@teklabinc.com

Kansas City

Address 8421 Nieman Road
Lenexa, KS 66214
Phone (913) 541-1998
Fax (913) 541-1998
Email jhriley@teklabinc.com



Accreditations

<http://www.teklabinc.com/>

Client: ERM

Work Order: 23091500

Client Project: 0599247

Report Date: 30-Oct-23

State	Dept	Cert #	NELAP	Exp Date	Lab
Illinois	IEPA	100226	NELAP	1/31/2024	Collinsville
Kansas	KDHE	E-10374	NELAP	4/30/2024	Collinsville
Louisiana	LDEQ	05002	NELAP	6/30/2024	Collinsville
Louisiana	LDEQ	05003	NELAP	6/30/2024	Collinsville
Oklahoma	ODEQ	9978	NELAP	8/31/2024	Collinsville
Arkansas	ADEQ	88-0966		3/14/2024	Collinsville
Illinois	IDPH	17584		5/31/2025	Collinsville
Iowa	IDNR	430		6/1/2024	Collinsville
Kentucky	UST	0073		1/31/2024	Collinsville
Missouri	MDNR	00930		5/31/2023	Collinsville
Missouri	MDNR	930		1/31/2025	Collinsville



Laboratory Results

<http://www.teklabinc.com/>

Client: ERM
 Client Project: 0599247
 Lab ID: 23091500-001
 Matrix: GROUNDWATER

Work Order: 23091500
 Report Date: 30-Oct-23
 Client Sample ID: APW-03-WG-20230919
 Collection Date: 09/19/2023 11:35

Analyses	Certification	RL	Qual	Result	Units	DF	Date Analyzed	Batch
STANDARD METHODS 2540 C (TOTAL) 1997, 2011								
Total Dissolved Solids	NELAP	20		636	mg/L	1	09/21/2023 15:53	R336743
SW-846 9036 (TOTAL)								
Sulfate	NELAP	100		280	mg/L	10	09/22/2023 17:36	R336796
SW-846 9040B, LABORATORY ANALYZED								
Lab pH	NELAP	1.00	H	7.84		1	09/27/2023 14:06	R336927
SW-846 9214 (TOTAL)								
Fluoride	NELAP	0.10		0.25	mg/L	1	09/26/2023 11:11	R336875
SW-846 9251 (TOTAL)								
Chloride	NELAP	4		16	mg/L	1	09/22/2023 17:30	R336801
SW-846 3005A, 6020A, METALS BY ICPMS (DISSOLVED)								
Antimony	NELAP	0.0010		< 0.0010	mg/L	5	09/25/2023 18:04	212291
Arsenic	NELAP	0.0010		0.0019	mg/L	5	09/25/2023 18:04	212291
Barium	NELAP	0.0010		0.136	mg/L	5	09/25/2023 18:04	212291
Beryllium	NELAP	0.0010		< 0.0010	mg/L	5	10/02/2023 13:29	212291
Boron	NELAP	0.0250		4.11	mg/L	5	09/25/2023 18:04	212291
Cadmium	NELAP	0.0010		< 0.0010	mg/L	5	09/25/2023 18:04	212291
Calcium	NELAP	0.125		137	mg/L	5	09/29/2023 14:29	212291
Chromium	NELAP	0.0015		< 0.0015	mg/L	5	09/25/2023 18:04	212291
Cobalt	NELAP	0.0010		< 0.0010	mg/L	5	09/25/2023 18:04	212291
Lead	NELAP	0.0010		< 0.0010	mg/L	5	09/25/2023 18:04	212291
Lithium	*	0.0030		0.0406	mg/L	5	10/02/2023 13:29	212291
Molybdenum	*	0.0015		0.0487	mg/L	5	09/25/2023 18:04	212291
Selenium	NELAP	0.0010		< 0.0010	mg/L	5	09/25/2023 18:04	212291
Thallium	NELAP	0.0020		< 0.0020	mg/L	5	09/25/2023 18:04	212291
SW-846 3005A, 6020A, METALS BY ICPMS (TOTAL)								
Antimony	NELAP	0.0010		< 0.0010	mg/L	5	09/26/2023 23:46	212304
Arsenic	NELAP	0.0010		0.0017	mg/L	5	09/26/2023 23:46	212304
Barium	NELAP	0.0010		0.137	mg/L	5	09/26/2023 23:46	212304
Beryllium	NELAP	0.0010		< 0.0010	mg/L	5	09/26/2023 23:46	212304
Boron	NELAP	0.0250	S	4.19	mg/L	5	09/28/2023 10:48	212304
Cadmium	NELAP	0.0010		< 0.0010	mg/L	5	09/26/2023 23:46	212304
Calcium	NELAP	0.125	S	124	mg/L	5	09/26/2023 23:46	212304
Chromium	NELAP	0.0015		< 0.0015	mg/L	5	09/26/2023 23:46	212304
Cobalt	NELAP	0.0010		< 0.0010	mg/L	5	09/26/2023 23:46	212304
Lead	NELAP	0.0010		< 0.0010	mg/L	5	09/26/2023 23:46	212304
Lithium	*	0.0030		0.0312	mg/L	5	09/26/2023 23:46	212304
Molybdenum	*	0.0015		0.0558	mg/L	5	09/26/2023 23:46	212304
Selenium	NELAP	0.0010		< 0.0010	mg/L	5	09/26/2023 23:46	212304
Thallium	NELAP	0.0020		< 0.0020	mg/L	5	09/26/2023 23:46	212304
<i>Matrix spike control limits are not applicable due to high sample/spike ratio.</i>								
SW-846 7470A (TOTAL)								
Mercury	NELAP	0.00020		< 0.00020	mg/L	1	09/26/2023 15:11	212412
EPA 903.0/904.0, RADIUM 226/228								
Radium-226	*	0		See Attached	pci/L	1	10/13/2023 14:22	R338467
Radium-228	*	0		See Attached	pci/L	1	10/13/2023 14:22	R338467



Laboratory Results

<http://www.teklabinc.com/>

Client: ERM
 Client Project: 0599247
 Lab ID: 23091500-002
 Matrix: GROUNDWATER

Work Order: 23091500
 Report Date: 30-Oct-23
 Client Sample ID: APW-08-WG-20230919
 Collection Date: 09/19/2023 12:55

Analyses	Certification	RL	Qual	Result	Units	DF	Date Analyzed	Batch
STANDARD METHODS 2540 C (TOTAL) 1997, 2011								
Total Dissolved Solids	NELAP	50		440	mg/L	2.5	09/21/2023 15:54	R336743
SW-846 9036 (TOTAL)								
Sulfate	NELAP	10		23	mg/L	1	09/22/2023 17:54	R336796
SW-846 9040B, LABORATORY ANALYZED								
Lab pH	NELAP	1.00	H	7.16		1	09/27/2023 14:07	R336927
SW-846 9214 (TOTAL)								
Fluoride	NELAP	0.10		0.26	mg/L	1	09/26/2023 11:13	R336875
SW-846 9251 (TOTAL)								
Chloride	NELAP	4		10	mg/L	1	09/22/2023 17:54	R336801
SW-846 3005A, 6020A, METALS BY ICPMS (DISSOLVED)								
Antimony	NELAP	0.0010		< 0.0010	mg/L	5	09/25/2023 18:23	212291
Arsenic	NELAP	0.0010		0.0014	mg/L	5	09/25/2023 18:23	212291
Barium	NELAP	0.0010		0.236	mg/L	5	10/02/2023 14:13	212291
Beryllium	NELAP	0.0010		< 0.0010	mg/L	5	10/02/2023 14:13	212291
Boron	NELAP	0.0250		0.117	mg/L	5	09/25/2023 18:23	212291
Cadmium	NELAP	0.0010		< 0.0010	mg/L	5	09/25/2023 18:23	212291
Calcium	NELAP	0.125	S	94.1	mg/L	5	09/29/2023 16:11	212291
Chromium	NELAP	0.0015		< 0.0015	mg/L	5	09/25/2023 18:23	212291
Cobalt	NELAP	0.0010		< 0.0010	mg/L	5	09/25/2023 18:23	212291
Lead	NELAP	0.0010		< 0.0010	mg/L	5	09/25/2023 18:23	212291
Lithium	*	0.0030		0.0220	mg/L	5	10/02/2023 14:13	212291
Molybdenum	*	0.0015		< 0.0015	mg/L	5	09/25/2023 18:23	212291
Selenium	NELAP	0.0010		0.0121	mg/L	5	09/25/2023 18:23	212291
Thallium	NELAP	0.0020		< 0.0020	mg/L	5	09/29/2023 16:11	212291
<i>Matrix spike control limits are not applicable due to high sample/spike ratio.</i>								
SW-846 3005A, 6020A, METALS BY ICPMS (TOTAL)								
Antimony	NELAP	0.0010		< 0.0010	mg/L	5	09/26/2023 23:29	212304
Arsenic	NELAP	0.0010		0.0018	mg/L	5	09/26/2023 23:29	212304
Barium	NELAP	0.0010		0.199	mg/L	5	09/26/2023 23:29	212304
Beryllium	NELAP	0.0010		< 0.0010	mg/L	5	09/26/2023 23:29	212304
Boron	NELAP	0.0250		0.116	mg/L	5	09/28/2023 9:13	212304
Cadmium	NELAP	0.0010		< 0.0010	mg/L	5	09/26/2023 23:29	212304
Calcium	NELAP	0.125		86.4	mg/L	5	09/26/2023 23:29	212304
Chromium	NELAP	0.0015		0.0031	mg/L	5	09/26/2023 23:29	212304
Cobalt	NELAP	0.0010		0.0014	mg/L	5	09/26/2023 23:29	212304
Lead	NELAP	0.0010		0.0015	mg/L	5	09/26/2023 23:29	212304
Lithium	*	0.0030		0.0177	mg/L	5	09/26/2023 23:29	212304
Molybdenum	*	0.0015		< 0.0015	mg/L	5	09/26/2023 23:29	212304
Selenium	NELAP	0.0010		0.0122	mg/L	5	09/26/2023 23:29	212304
Thallium	NELAP	0.0020		< 0.0020	mg/L	5	09/26/2023 23:29	212304
SW-846 7470A (TOTAL)								
Mercury	NELAP	0.00020		< 0.00020	mg/L	1	09/26/2023 15:13	212412
EPA 903.0/904.0, RADIUM 226/228								
Radium-226	*	0		See Attached	pci/L	1	10/13/2023 14:22	R338467
Radium-228	*	0		See Attached	pci/L	1	10/13/2023 14:22	R338467



Laboratory Results

<http://www.teklabinc.com/>

Client: ERM
 Client Project: 0599247
 Lab ID: 23091500-003
 Matrix: GROUNDWATER

Work Order: 23091500
 Report Date: 30-Oct-23
 Client Sample ID: APW-07-WG-20230919
 Collection Date: 09/19/2023 13:50

Analyses	Certification	RL	Qual	Result	Units	DF	Date Analyzed	Batch
STANDARD METHODS 2540 C (TOTAL) 1997, 2011								
Total Dissolved Solids	NELAP	50		740	mg/L	2.5	09/21/2023 15:54	R336743
SW-846 9036 (TOTAL)								
Sulfate	NELAP	10		44	mg/L	1	09/22/2023 18:02	R336796
SW-846 9040B, LABORATORY ANALYZED								
Lab pH	NELAP	1.00	H	6.94		1	09/27/2023 14:09	R336927
SW-846 9214 (TOTAL)								
Fluoride	NELAP	0.10		0.18	mg/L	1	09/26/2023 11:15	R336875
SW-846 9251 (TOTAL)								
Chloride	NELAP	4		9	mg/L	1	09/22/2023 18:02	R336801
SW-846 3005A, 6020A, METALS BY ICPMS (DISSOLVED)								
Antimony	NELAP	0.0010		< 0.0010	mg/L	5	09/25/2023 18:10	212291
Arsenic	NELAP	0.0010		0.0013	mg/L	5	09/29/2023 14:35	212291
Barium	NELAP	0.0010		0.336	mg/L	5	09/25/2023 18:10	212291
Beryllium	NELAP	0.0010		< 0.0010	mg/L	5	10/02/2023 13:35	212291
Boron	NELAP	0.0250		0.192	mg/L	5	09/25/2023 18:10	212291
Cadmium	NELAP	0.0010		< 0.0010	mg/L	5	09/25/2023 18:10	212291
Calcium	NELAP	0.125		196	mg/L	5	09/29/2023 14:35	212291
Chromium	NELAP	0.0015		< 0.0015	mg/L	5	09/25/2023 18:10	212291
Cobalt	NELAP	0.0010		< 0.0010	mg/L	5	09/25/2023 18:10	212291
Lead	NELAP	0.0010		< 0.0010	mg/L	5	09/25/2023 18:10	212291
Lithium	*	0.0030		0.0184	mg/L	5	10/02/2023 13:35	212291
Molybdenum	*	0.0015		0.0029	mg/L	5	09/25/2023 18:10	212291
Selenium	NELAP	0.0010		< 0.0010	mg/L	5	09/25/2023 18:10	212291
Thallium	NELAP	0.0020		< 0.0020	mg/L	5	09/25/2023 18:10	212291
SW-846 3005A, 6020A, METALS BY ICPMS (TOTAL)								
Antimony	NELAP	0.0010		< 0.0010	mg/L	5	09/26/2023 23:35	212304
Arsenic	NELAP	0.0010		0.0018	mg/L	5	09/26/2023 23:35	212304
Barium	NELAP	0.0010		0.303	mg/L	5	09/26/2023 23:35	212304
Beryllium	NELAP	0.0010		< 0.0010	mg/L	5	09/26/2023 23:35	212304
Boron	NELAP	0.0250		0.181	mg/L	5	09/28/2023 9:18	212304
Cadmium	NELAP	0.0010		< 0.0010	mg/L	5	09/26/2023 23:35	212304
Calcium	NELAP	0.125		161	mg/L	5	09/26/2023 23:35	212304
Chromium	NELAP	0.0015		0.0057	mg/L	5	09/26/2023 23:35	212304
Cobalt	NELAP	0.0010		< 0.0010	mg/L	5	09/26/2023 23:35	212304
Lead	NELAP	0.0010		< 0.0010	mg/L	5	09/26/2023 23:35	212304
Lithium	*	0.0030		0.0141	mg/L	5	09/26/2023 23:35	212304
Molybdenum	*	0.0015		0.0029	mg/L	5	09/26/2023 23:35	212304
Selenium	NELAP	0.0010		< 0.0010	mg/L	5	09/26/2023 23:35	212304
Thallium	NELAP	0.0020		< 0.0020	mg/L	5	09/26/2023 23:35	212304
SW-846 7470A (TOTAL)								
Mercury	NELAP	0.00020		< 0.00020	mg/L	1	09/26/2023 15:20	212412
EPA 903.0/904.0, RADIUM 226/228								
Radium-226	*	0		See Attached	pci/L	1	10/13/2023 14:22	R338467
Radium-228	*	0		See Attached	pci/L	1	10/13/2023 14:22	R338467



Laboratory Results

<http://www.teklabinc.com/>

Client: ERM
 Client Project: 0599247
 Lab ID: 23091500-004
 Matrix: GROUNDWATER

Work Order: 23091500
 Report Date: 30-Oct-23
 Client Sample ID: APW-10S-WG-20230919
 Collection Date: 09/19/2023 14:50

Analyses	Certification	RL	Qual	Result	Units	DF	Date Analyzed	Batch
STANDARD METHODS 2540 C (TOTAL) 1997, 2011								
Total Dissolved Solids	NELAP	50		775	mg/L	2.5	09/21/2023 16:05	R336743
SW-846 9036 (TOTAL)								
Sulfate	NELAP	10	S	< 10	mg/L	1	09/22/2023 18:13	R336796
<i>Matrix spike did not recover within control limits due to matrix interference.</i>								
SW-846 9040B, LABORATORY ANALYZED								
Lab pH	NELAP	1.00	H	7.17		1	09/27/2023 14:12	R336927
SW-846 9214 (TOTAL)								
Fluoride	NELAP	0.10		0.16	mg/L	1	09/26/2023 11:16	R336875
SW-846 9251 (TOTAL)								
Chloride	NELAP	4		15	mg/L	1	09/22/2023 18:13	R336801
SW-846 3005A, 6020A, METALS BY ICPMS (DISSOLVED)								
Antimony	NELAP	0.0010		< 0.0010	mg/L	5	09/25/2023 18:16	212291
Arsenic	NELAP	0.0010		0.176	mg/L	5	09/25/2023 18:16	212291
Barium	NELAP	0.0010		0.567	mg/L	5	09/25/2023 18:16	212291
Beryllium	NELAP	0.0010		< 0.0010	mg/L	5	10/02/2023 13:42	212291
Boron	NELAP	0.0250		0.571	mg/L	5	09/25/2023 18:16	212291
Cadmium	NELAP	0.0010		< 0.0010	mg/L	5	09/25/2023 18:16	212291
Calcium	NELAP	0.125		151	mg/L	5	09/29/2023 15:26	212291
Chromium	NELAP	0.0015		< 0.0015	mg/L	5	09/25/2023 18:16	212291
Cobalt	NELAP	0.0010		< 0.0010	mg/L	5	09/25/2023 18:16	212291
Lead	NELAP	0.0010		< 0.0010	mg/L	5	09/25/2023 18:16	212291
Lithium	*	0.0030		0.0349	mg/L	5	10/02/2023 13:42	212291
Molybdenum	*	0.0015		< 0.0015	mg/L	5	09/25/2023 18:16	212291
Selenium	NELAP	0.0010		< 0.0010	mg/L	5	09/25/2023 18:16	212291
Thallium	NELAP	0.0020		< 0.0020	mg/L	5	09/25/2023 18:16	212291
SW-846 3005A, 6020A, METALS BY ICPMS (TOTAL)								
Antimony	NELAP	0.0010		< 0.0010	mg/L	5	09/26/2023 23:40	212304
Arsenic	NELAP	0.0010		0.174	mg/L	5	09/26/2023 23:40	212304
Barium	NELAP	0.0010		0.591	mg/L	5	09/26/2023 23:40	212304
Beryllium	NELAP	0.0010		< 0.0010	mg/L	5	09/26/2023 23:40	212304
Boron	NELAP	0.0250		0.553	mg/L	5	09/28/2023 9:22	212304
Cadmium	NELAP	0.0010		< 0.0010	mg/L	5	09/26/2023 23:40	212304
Calcium	NELAP	0.125		134	mg/L	5	09/26/2023 23:40	212304
Chromium	NELAP	0.0015		0.0087	mg/L	5	09/26/2023 23:40	212304
Cobalt	NELAP	0.0010		0.0021	mg/L	5	09/26/2023 23:40	212304
Lead	NELAP	0.0010		0.0031	mg/L	5	09/26/2023 23:40	212304
Lithium	*	0.0030		0.0301	mg/L	5	09/26/2023 23:40	212304
Molybdenum	*	0.0015		< 0.0015	mg/L	5	09/26/2023 23:40	212304
Selenium	NELAP	0.0010		< 0.0010	mg/L	5	09/26/2023 23:40	212304
Thallium	NELAP	0.0020		< 0.0020	mg/L	5	09/26/2023 23:40	212304
SW-846 7470A (TOTAL)								
Mercury	NELAP	0.00020		< 0.00020	mg/L	1	09/26/2023 15:22	212412
EPA 903.0/904.0, RADIUM 226/228								
Radium-226	*	0		See Attached	pci/L	1	10/23/2023 14:46	R338467
Radium-228	*	0		See Attached	pci/L	1	10/23/2023 14:46	R338467



Laboratory Results

<http://www.teklabinc.com/>

Client: ERM
 Client Project: 0599247
 Lab ID: 23091500-005
 Matrix: GROUNDWATER

Work Order: 23091500
 Report Date: 30-Oct-23
 Client Sample ID: APW-10D-WG-20230919
 Collection Date: 09/19/2023 16:00

Analyses	Certification	RL	Qual	Result	Units	DF	Date Analyzed	Batch
STANDARD METHODS 2540 C (TOTAL) 1997, 2011								
Total Dissolved Solids	NELAP	20		468	mg/L	1	09/21/2023 16:05	R336743
SW-846 9036 (TOTAL)								
Sulfate	NELAP	10		31	mg/L	1	09/22/2023 18:48	R336796
SW-846 9040B, LABORATORY ANALYZED								
Lab pH	NELAP	1.00	H	7.22		1	09/27/2023 14:13	R336927
SW-846 9214 (TOTAL)								
Fluoride	NELAP	0.10		0.11	mg/L	1	09/26/2023 11:18	R336875
SW-846 9251 (TOTAL)								
Chloride	NELAP	4		10	mg/L	1	09/22/2023 18:47	R336801
SW-846 3005A, 6020A, METALS BY ICPMS (DISSOLVED)								
Antimony	NELAP	0.0010		< 0.0010	mg/L	5	09/25/2023 20:48	212291
Arsenic	NELAP	0.0010		0.0011	mg/L	5	09/25/2023 20:48	212291
Barium	NELAP	0.0010		0.355	mg/L	5	09/25/2023 20:48	212291
Beryllium	NELAP	0.0010		< 0.0010	mg/L	5	10/02/2023 13:48	212291
Boron	NELAP	0.0250		0.0639	mg/L	5	09/29/2023 15:33	212291
Cadmium	NELAP	0.0010		< 0.0010	mg/L	5	09/25/2023 20:48	212291
Calcium	NELAP	0.125		116	mg/L	5	09/29/2023 15:33	212291
Chromium	NELAP	0.0015		< 0.0015	mg/L	5	09/25/2023 20:48	212291
Cobalt	NELAP	0.0010		0.0026	mg/L	5	09/25/2023 20:48	212291
Lead	NELAP	0.0010		< 0.0010	mg/L	5	09/25/2023 20:48	212291
Lithium	*	0.0030		0.0200	mg/L	5	10/02/2023 13:48	212291
Molybdenum	*	0.0015		< 0.0015	mg/L	5	09/25/2023 20:48	212291
Selenium	NELAP	0.0010		0.0016	mg/L	5	09/25/2023 20:48	212291
Thallium	NELAP	0.0020		< 0.0020	mg/L	5	09/25/2023 20:48	212291
SW-846 3005A, 6020A, METALS BY ICPMS (TOTAL)								
Antimony	NELAP	0.0010		< 0.0010	mg/L	5	09/27/2023 0:31	212304
Arsenic	NELAP	0.0010		0.0016	mg/L	5	09/27/2023 0:31	212304
Barium	NELAP	0.0010		0.339	mg/L	5	09/27/2023 0:31	212304
Beryllium	NELAP	0.0010		< 0.0010	mg/L	5	09/27/2023 0:31	212304
Boron	NELAP	0.0250		0.0660	mg/L	5	09/28/2023 9:26	212304
Cadmium	NELAP	0.0010		< 0.0010	mg/L	5	09/27/2023 0:31	212304
Calcium	NELAP	0.125		118	mg/L	5	09/27/2023 0:31	212304
Chromium	NELAP	0.0015		0.0042	mg/L	5	09/27/2023 0:31	212304
Cobalt	NELAP	0.0010		0.0031	mg/L	5	09/27/2023 0:31	212304
Lead	NELAP	0.0010		< 0.0010	mg/L	5	09/27/2023 0:31	212304
Lithium	*	0.0030		0.0148	mg/L	5	09/28/2023 9:26	212304
Molybdenum	*	0.0015		< 0.0015	mg/L	5	09/27/2023 0:31	212304
Selenium	NELAP	0.0010		0.0013	mg/L	5	09/27/2023 0:31	212304
Thallium	NELAP	0.0020		< 0.0020	mg/L	5	09/27/2023 0:31	212304
SW-846 7470A (TOTAL)								
Mercury	NELAP	0.00020		< 0.00020	mg/L	1	09/26/2023 15:24	212412
EPA 903.0/904.0, RADIUM 226/228								
Radium-226	*	0		See Attached	pci/L	1	10/13/2023 14:22	R338467
Radium-228	*	0		See Attached	pci/L	1	10/13/2023 14:22	R338467



Laboratory Results

<http://www.teklabinc.com/>

Client: ERM
 Client Project: 0599247
 Lab ID: 23091500-006
 Matrix: GROUNDWATER

Work Order: 23091500
 Report Date: 30-Oct-23
 Client Sample ID: APW-06S-WG-20230920
 Collection Date: 09/20/2023 8:50

Analyses	Certification	RL	Qual	Result	Units	DF	Date Analyzed	Batch
STANDARD METHODS 2540 C (TOTAL) 1997, 2011								
Total Dissolved Solids	NELAP	50		565	mg/L	2.5	09/22/2023 10:42	R336815
SW-846 9036 (TOTAL)								
Sulfate	NELAP	100		221	mg/L	10	09/22/2023 19:00	R336796
SW-846 9040B, LABORATORY ANALYZED								
Lab pH	NELAP	1.00	H	7.21		1	09/27/2023 14:47	R336927
SW-846 9214 (TOTAL)								
Fluoride	NELAP	0.10		0.30	mg/L	1	09/26/2023 11:20	R336875
SW-846 9251 (TOTAL)								
Chloride	NELAP	4		20	mg/L	1	09/22/2023 18:55	R336801
SW-846 3005A, 6020A, METALS BY ICPMS (DISSOLVED)								
Antimony	NELAP	0.0010		< 0.0010	mg/L	5	09/25/2023 20:54	212291
Arsenic	NELAP	0.0010		< 0.0010	mg/L	5	09/25/2023 20:54	212291
Barium	NELAP	0.0010		0.216	mg/L	5	09/25/2023 20:54	212291
Beryllium	NELAP	0.0010		< 0.0010	mg/L	5	10/02/2023 13:54	212291
Boron	NELAP	0.0250		6.65	mg/L	5	09/29/2023 15:39	212291
Cadmium	NELAP	0.0010		< 0.0010	mg/L	5	09/25/2023 20:54	212291
Calcium	NELAP	0.125		107	mg/L	5	09/29/2023 15:39	212291
Chromium	NELAP	0.0015		< 0.0015	mg/L	5	09/25/2023 20:54	212291
Cobalt	NELAP	0.0010		< 0.0010	mg/L	5	09/25/2023 20:54	212291
Lead	NELAP	0.0010		< 0.0010	mg/L	5	09/25/2023 20:54	212291
Lithium	*	0.0030		0.0487	mg/L	5	10/02/2023 13:54	212291
Molybdenum	*	0.0015		0.234	mg/L	5	09/25/2023 20:54	212291
Selenium	NELAP	0.0010		< 0.0010	mg/L	5	09/25/2023 20:54	212291
Thallium	NELAP	0.0020		< 0.0020	mg/L	5	09/25/2023 20:54	212291
SW-846 3005A, 6020A, METALS BY ICPMS (TOTAL)								
Antimony	NELAP	0.0010		< 0.0010	mg/L	5	09/27/2023 0:37	212304
Arsenic	NELAP	0.0010		0.0012	mg/L	5	09/27/2023 0:37	212304
Barium	NELAP	0.0010		0.206	mg/L	5	09/27/2023 0:37	212304
Beryllium	NELAP	0.0010		< 0.0010	mg/L	5	09/27/2023 0:37	212304
Boron	NELAP	0.0250		5.79	mg/L	5	09/28/2023 10:19	212304
Cadmium	NELAP	0.0010		< 0.0010	mg/L	5	09/27/2023 0:37	212304
Calcium	NELAP	0.125		92.7	mg/L	5	09/27/2023 0:37	212304
Chromium	NELAP	0.0015		0.0067	mg/L	5	09/27/2023 0:37	212304
Cobalt	NELAP	0.0010		< 0.0010	mg/L	5	09/27/2023 0:37	212304
Lead	NELAP	0.0010		< 0.0010	mg/L	5	09/27/2023 0:37	212304
Lithium	*	0.0030		0.0369	mg/L	5	09/28/2023 10:19	212304
Molybdenum	*	0.0015		0.225	mg/L	5	09/27/2023 0:37	212304
Selenium	NELAP	0.0010		< 0.0010	mg/L	5	09/27/2023 0:37	212304
Thallium	NELAP	0.0020		< 0.0020	mg/L	5	09/27/2023 0:37	212304
SW-846 7470A (TOTAL)								
Mercury	NELAP	0.00020		< 0.00020	mg/L	1	09/26/2023 15:26	212412
EPA 903.0/904.0, RADIUM 226/228								
Radium-226	*	0		See Attached	pci/L	1	10/23/2023 14:46	R338467
Radium-228	*	0		See Attached	pci/L	1	10/23/2023 14:46	R338467



Laboratory Results

<http://www.teklabinc.com/>

Client: ERM
 Client Project: 0599247
 Lab ID: 23091500-007
 Matrix: GROUNDWATER

Work Order: 23091500
 Report Date: 30-Oct-23
 Client Sample ID: APW-06D-WG-20230920
 Collection Date: 09/20/2023 10:05

Analyses	Certification	RL	Qual	Result	Units	DF	Date Analyzed	Batch
STANDARD METHODS 2540 C (TOTAL) 1997, 2011								
Total Dissolved Solids	NELAP	50		565	mg/L	2.5	09/22/2023 10:42	R336815
SW-846 9036 (TOTAL)								
Sulfate	NELAP	100		218	mg/L	10	09/22/2023 19:08	R336796
SW-846 9040B, LABORATORY ANALYZED								
Lab pH	NELAP	1.00	H	7.30		1	09/27/2023 14:50	R336927
SW-846 9214 (TOTAL)								
Fluoride	NELAP	0.10		0.22	mg/L	1	09/26/2023 11:22	R336875
SW-846 9251 (TOTAL)								
Chloride	NELAP	4		16	mg/L	1	09/22/2023 19:03	R336801
SW-846 3005A, 6020A, METALS BY ICPMS (DISSOLVED)								
Antimony	NELAP	0.0010		< 0.0010	mg/L	5	09/25/2023 21:00	212291
Arsenic	NELAP	0.0010		0.0100	mg/L	5	09/25/2023 21:00	212291
Barium	NELAP	0.0010		0.121	mg/L	5	09/25/2023 21:00	212291
Beryllium	NELAP	0.0010		< 0.0010	mg/L	5	10/02/2023 14:01	212291
Boron	NELAP	0.0250		3.77	mg/L	5	09/29/2023 15:45	212291
Cadmium	NELAP	0.0010		< 0.0010	mg/L	5	09/25/2023 21:00	212291
Calcium	NELAP	0.125		114	mg/L	5	09/29/2023 15:45	212291
Chromium	NELAP	0.0015		< 0.0015	mg/L	5	09/25/2023 21:00	212291
Cobalt	NELAP	0.0010		< 0.0010	mg/L	5	09/25/2023 21:00	212291
Lead	NELAP	0.0010		< 0.0010	mg/L	5	09/25/2023 21:00	212291
Lithium	*	0.0030		0.0197	mg/L	5	10/02/2023 14:01	212291
Molybdenum	*	0.0015		0.0559	mg/L	5	09/25/2023 21:00	212291
Selenium	NELAP	0.0010		< 0.0010	mg/L	5	09/25/2023 21:00	212291
Thallium	NELAP	0.0020		< 0.0020	mg/L	5	09/25/2023 21:00	212291
SW-846 3005A, 6020A, METALS BY ICPMS (TOTAL)								
Antimony	NELAP	0.0010		< 0.0010	mg/L	5	09/27/2023 0:42	212304
Arsenic	NELAP	0.0010		0.0109	mg/L	5	09/27/2023 0:42	212304
Barium	NELAP	0.0010		0.128	mg/L	5	09/27/2023 0:42	212304
Beryllium	NELAP	0.0010		< 0.0010	mg/L	5	09/27/2023 0:42	212304
Boron	NELAP	0.0250		3.81	mg/L	5	09/28/2023 10:23	212304
Cadmium	NELAP	0.0010		< 0.0010	mg/L	5	09/27/2023 0:42	212304
Calcium	NELAP	0.125		106	mg/L	5	09/27/2023 0:42	212304
Chromium	NELAP	0.0015		0.0727	mg/L	5	09/27/2023 0:42	212304
Cobalt	NELAP	0.0010		0.0035	mg/L	5	09/27/2023 0:42	212304
Lead	NELAP	0.0010		< 0.0010	mg/L	5	09/27/2023 0:42	212304
Lithium	*	0.0030		0.0169	mg/L	5	09/28/2023 10:23	212304
Molybdenum	*	0.0015		0.0672	mg/L	5	09/27/2023 0:42	212304
Selenium	NELAP	0.0010		< 0.0010	mg/L	5	09/27/2023 0:42	212304
Thallium	NELAP	0.0020		< 0.0020	mg/L	5	09/27/2023 0:42	212304
SW-846 7470A (TOTAL)								
Mercury	NELAP	0.00020		< 0.00020	mg/L	1	09/26/2023 15:29	212412
EPA 903.0/904.0, RADIUM 226/228								
Radium-226	*	0		See Attached	pci/L	1	10/13/2023 14:22	R338467
Radium-228	*	0		See Attached	pci/L	1	10/13/2023 14:22	R338467



Laboratory Results

<http://www.teklabinc.com/>

Client: ERM
 Client Project: 0599247
 Lab ID: 23091500-008
 Matrix: GROUNDWATER

Work Order: 23091500
 Report Date: 30-Oct-23
 Client Sample ID: APW-05R-WG-20230920
 Collection Date: 09/20/2023 11:25

Analyses	Certification	RL	Qual	Result	Units	DF	Date Analyzed	Batch
STANDARD METHODS 2540 C (TOTAL) 1997, 2011								
Total Dissolved Solids	NELAP	50		680	mg/L	2.5	09/22/2023 10:42	R336815
SW-846 9036 (TOTAL)								
Sulfate	NELAP	100		343	mg/L	10	09/22/2023 19:17	R336796
SW-846 9040B, LABORATORY ANALYZED								
Lab pH	NELAP	1.00	H	7.36		1	09/27/2023 14:52	R336927
SW-846 9214 (TOTAL)								
Fluoride	NELAP	0.10		0.35	mg/L	1	09/26/2023 11:31	R336875
SW-846 9251 (TOTAL)								
Chloride	NELAP	4		14	mg/L	1	09/22/2023 19:11	R336801
SW-846 3005A, 6020A, METALS BY ICPMS (DISSOLVED)								
Antimony	NELAP	0.0010		< 0.0010	mg/L	5	09/25/2023 21:07	212291
Arsenic	NELAP	0.0010		0.0023	mg/L	5	09/25/2023 21:07	212291
Barium	NELAP	0.0010		0.167	mg/L	5	09/25/2023 21:07	212291
Beryllium	NELAP	0.0010		< 0.0010	mg/L	5	10/02/2023 14:07	212291
Boron	NELAP	0.0250		7.91	mg/L	5	09/29/2023 15:52	212291
Cadmium	NELAP	0.0010		< 0.0010	mg/L	5	09/25/2023 21:07	212291
Calcium	NELAP	0.125		118	mg/L	5	09/29/2023 15:52	212291
Chromium	NELAP	0.0015		< 0.0015	mg/L	5	09/25/2023 21:07	212291
Cobalt	NELAP	0.0010		< 0.0010	mg/L	5	09/25/2023 21:07	212291
Lead	NELAP	0.0010		< 0.0010	mg/L	5	09/25/2023 21:07	212291
Lithium	*	0.0030		0.0624	mg/L	5	10/02/2023 14:07	212291
Molybdenum	*	0.0015		0.235	mg/L	5	09/25/2023 21:07	212291
Selenium	NELAP	0.0010		< 0.0010	mg/L	5	09/25/2023 21:07	212291
Thallium	NELAP	0.0020		< 0.0020	mg/L	5	09/25/2023 21:07	212291
SW-846 3005A, 6020A, METALS BY ICPMS (TOTAL)								
Antimony	NELAP	0.0010		< 0.0010	mg/L	5	09/27/2023 0:48	212304
Arsenic	NELAP	0.0010		0.0028	mg/L	5	09/27/2023 0:48	212304
Barium	NELAP	0.0010		0.162	mg/L	5	09/27/2023 0:48	212304
Beryllium	NELAP	0.0010		< 0.0010	mg/L	5	09/27/2023 0:48	212304
Boron	NELAP	0.0250		7.12	mg/L	5	09/28/2023 10:27	212304
Cadmium	NELAP	0.0010		< 0.0010	mg/L	5	09/27/2023 0:48	212304
Calcium	NELAP	0.125		105	mg/L	5	09/27/2023 0:48	212304
Chromium	NELAP	0.0015		0.0031	mg/L	5	09/27/2023 0:48	212304
Cobalt	NELAP	0.0010		< 0.0010	mg/L	5	09/27/2023 0:48	212304
Lead	NELAP	0.0010		0.0026	mg/L	5	09/27/2023 0:48	212304
Lithium	*	0.0030		0.0367	mg/L	5	09/28/2023 10:27	212304
Molybdenum	*	0.0015		0.223	mg/L	5	09/27/2023 0:48	212304
Selenium	NELAP	0.0010		< 0.0010	mg/L	5	09/27/2023 0:48	212304
Thallium	NELAP	0.0020		< 0.0020	mg/L	5	09/27/2023 0:48	212304
SW-846 7470A (TOTAL)								
Mercury	NELAP	0.00020		< 0.00020	mg/L	1	09/26/2023 15:31	212412
EPA 903.0/904.0, RADIUM 226/228								
Radium-226	*	0		See Attached	pci/L	1	10/13/2023 14:22	R338467
Radium-228	*	0		See Attached	pci/L	1	10/13/2023 14:22	R338467



Laboratory Results

<http://www.teklabinc.com/>

Client: ERM
 Client Project: 0599247
 Lab ID: 23091500-009
 Matrix: GROUNDWATER

Work Order: 23091500
 Report Date: 30-Oct-23
 Client Sample ID: APW-09-WG-20230920
 Collection Date: 09/20/2023 14:00

Analyses	Certification	RL	Qual	Result	Units	DF	Date Analyzed	Batch
STANDARD METHODS 2540 C (TOTAL) 1997, 2011								
Total Dissolved Solids	NELAP	20		372	mg/L	1	09/22/2023 11:08	R336815
SW-846 9036 (TOTAL)								
Sulfate	NELAP	10		32	mg/L	1	09/22/2023 19:20	R336796
SW-846 9040B, LABORATORY ANALYZED								
Lab pH	NELAP	1.00	H	7.56		1	09/27/2023 14:56	R336927
SW-846 9214 (TOTAL)								
Fluoride	NELAP	0.10		0.20	mg/L	1	09/26/2023 11:33	R336875
SW-846 9251 (TOTAL)								
Chloride	NELAP	4		11	mg/L	1	09/22/2023 19:19	R336801
SW-846 3005A, 6020A, METALS BY ICPMS (DISSOLVED)								
Antimony	NELAP	0.0010		< 0.0010	mg/L	5	09/25/2023 21:13	212291
Arsenic	NELAP	0.0010		0.0022	mg/L	5	09/25/2023 21:13	212291
Barium	NELAP	0.0010		0.114	mg/L	5	09/25/2023 21:13	212291
Beryllium	NELAP	0.0010		< 0.0010	mg/L	5	10/02/2023 15:17	212291
Boron	NELAP	0.0250		0.234	mg/L	5	09/29/2023 15:58	212291
Cadmium	NELAP	0.0010		< 0.0010	mg/L	5	09/25/2023 21:13	212291
Calcium	NELAP	0.125		81.0	mg/L	5	09/29/2023 15:58	212291
Chromium	NELAP	0.0015		< 0.0015	mg/L	5	09/25/2023 21:13	212291
Cobalt	NELAP	0.0010		< 0.0010	mg/L	5	09/25/2023 21:13	212291
Lead	NELAP	0.0010		< 0.0010	mg/L	5	09/25/2023 21:13	212291
Lithium	*	0.0030		0.0196	mg/L	5	10/02/2023 15:17	212291
Molybdenum	*	0.0015		0.0167	mg/L	5	09/25/2023 21:13	212291
Selenium	NELAP	0.0010		0.0155	mg/L	5	09/25/2023 21:13	212291
Thallium	NELAP	0.0020		< 0.0020	mg/L	5	09/25/2023 21:13	212291
SW-846 3005A, 6020A, METALS BY ICPMS (TOTAL)								
Antimony	NELAP	0.0010		< 0.0010	mg/L	5	09/27/2023 0:53	212304
Arsenic	NELAP	0.0010		0.0020	mg/L	5	09/27/2023 0:53	212304
Barium	NELAP	0.0010		0.120	mg/L	5	09/27/2023 0:53	212304
Beryllium	NELAP	0.0010		< 0.0010	mg/L	5	09/27/2023 0:53	212304
Boron	NELAP	0.0250		0.209	mg/L	5	09/28/2023 10:31	212304
Cadmium	NELAP	0.0010		< 0.0010	mg/L	5	09/27/2023 0:53	212304
Calcium	NELAP	0.125		69.5	mg/L	5	09/27/2023 0:53	212304
Chromium	NELAP	0.0015		0.0018	mg/L	5	09/27/2023 0:53	212304
Cobalt	NELAP	0.0010		< 0.0010	mg/L	5	09/27/2023 0:53	212304
Lead	NELAP	0.0010		< 0.0010	mg/L	5	09/27/2023 0:53	212304
Lithium	*	0.0030		0.0134	mg/L	5	09/28/2023 10:31	212304
Molybdenum	*	0.0015		0.0162	mg/L	5	09/27/2023 0:53	212304
Selenium	NELAP	0.0010		0.0153	mg/L	5	09/27/2023 0:53	212304
Thallium	NELAP	0.0020		< 0.0020	mg/L	5	09/27/2023 0:53	212304
SW-846 7470A (TOTAL)								
Mercury	NELAP	0.00020		< 0.00020	mg/L	1	09/26/2023 15:33	212412
EPA 903.0/904.0, RADIUM 226/228								
Radium-226	*	0		See Attached	pci/L	1	10/13/2023 14:22	R338467
Radium-228	*	0		See Attached	pci/L	1	10/13/2023 14:22	R338467



Laboratory Results

<http://www.teklabinc.com/>

Client: ERM
 Client Project: 0599247
 Lab ID: 23091500-010
 Matrix: GROUNDWATER

Work Order: 23091500
 Report Date: 30-Oct-23
 Client Sample ID: APW-02-WG-20230920
 Collection Date: 09/20/2023 12:30

Analyses	Certification	RL	Qual	Result	Units	DF	Date Analyzed	Batch
STANDARD METHODS 2540 C (TOTAL) 1997, 2011								
Total Dissolved Solids	NELAP	50		845	mg/L	2.5	09/22/2023 11:09	R336815
SW-846 9036 (TOTAL)								
Sulfate	NELAP	100		460	mg/L	10	09/22/2023 19:49	R336796
SW-846 9040B, LABORATORY ANALYZED								
Lab pH	NELAP	1.00	H	7.15		1	09/27/2023 14:58	R336927
SW-846 9214 (TOTAL)								
Fluoride	NELAP	0.10		0.24	mg/L	1	09/26/2023 11:35	R336875
SW-846 9251 (TOTAL)								
Chloride	NELAP	4		7	mg/L	1	09/22/2023 19:43	R336801
SW-846 3005A, 6020A, METALS BY ICPMS (DISSOLVED)								
Antimony	NELAP	0.0010		< 0.0010	mg/L	5	09/25/2023 21:19	212291
Arsenic	NELAP	0.0010		0.0072	mg/L	5	09/25/2023 21:19	212291
Barium	NELAP	0.0010		0.133	mg/L	5	09/25/2023 21:19	212291
Beryllium	NELAP	0.0010		< 0.0010	mg/L	5	10/02/2023 15:23	212291
Boron	NELAP	0.0250		8.91	mg/L	5	09/29/2023 16:04	212291
Cadmium	NELAP	0.0010		< 0.0010	mg/L	5	09/25/2023 21:19	212291
Calcium	NELAP	0.125		151	mg/L	5	09/29/2023 16:04	212291
Chromium	NELAP	0.0015		< 0.0015	mg/L	5	09/25/2023 21:19	212291
Cobalt	NELAP	0.0010		< 0.0010	mg/L	5	09/25/2023 21:19	212291
Lead	NELAP	0.0010		< 0.0010	mg/L	5	09/25/2023 21:19	212291
Lithium	*	0.0030		0.0583	mg/L	5	10/02/2023 15:23	212291
Molybdenum	*	0.0015		0.214	mg/L	5	09/25/2023 21:19	212291
Selenium	NELAP	0.0010		< 0.0010	mg/L	5	09/25/2023 21:19	212291
Thallium	NELAP	0.0020		< 0.0020	mg/L	5	09/25/2023 21:19	212291
SW-846 3005A, 6020A, METALS BY ICPMS (TOTAL)								
Antimony	NELAP	0.0010		< 0.0010	mg/L	5	09/27/2023 0:59	212304
Arsenic	NELAP	0.0010		0.0093	mg/L	5	09/27/2023 0:59	212304
Barium	NELAP	0.0010		0.152	mg/L	5	09/27/2023 0:59	212304
Beryllium	NELAP	0.0010		< 0.0010	mg/L	5	09/27/2023 0:59	212304
Boron	NELAP	0.0250		8.24	mg/L	5	09/28/2023 10:35	212304
Cadmium	NELAP	0.0010		< 0.0010	mg/L	5	09/27/2023 0:59	212304
Calcium	NELAP	0.125		132	mg/L	5	09/27/2023 0:59	212304
Chromium	NELAP	0.0015		0.0080	mg/L	5	09/27/2023 0:59	212304
Cobalt	NELAP	0.0010		< 0.0010	mg/L	5	09/27/2023 0:59	212304
Lead	NELAP	0.0010		0.0020	mg/L	5	09/27/2023 0:59	212304
Lithium	*	0.0030		0.0422	mg/L	5	09/28/2023 10:35	212304
Molybdenum	*	0.0015		0.198	mg/L	5	09/27/2023 0:59	212304
Selenium	NELAP	0.0010		< 0.0010	mg/L	5	09/27/2023 0:59	212304
Thallium	NELAP	0.0020		< 0.0020	mg/L	5	09/27/2023 0:59	212304
SW-846 7470A (TOTAL)								
Mercury	NELAP	0.00020		< 0.00020	mg/L	1	09/26/2023 15:35	212412
EPA 903.0/904.0, RADIUM 226/228								
Radium-226	*	0		See Attached	pci/L	1	10/13/2023 14:22	R338467
Radium-228	*	0		See Attached	pci/L	1	10/13/2023 14:22	R338467



Laboratory Results

<http://www.teklabinc.com/>

Client: ERM
 Client Project: 0599247
 Lab ID: 23091500-011
 Matrix: GROUNDWATER

Work Order: 23091500
 Report Date: 30-Oct-23
 Client Sample ID: APW-01R-WG-20230920
 Collection Date: 09/20/2023 15:10

Analyses	Certification	RL	Qual	Result	Units	DF	Date Analyzed	Batch
STANDARD METHODS 2540 C (TOTAL) 1997, 2011								
Total Dissolved Solids	NELAP	50		355	mg/L	2.5	09/22/2023 11:09	R336815
SW-846 9036 (TOTAL)								
Sulfate	NELAP	50		79	mg/L	5	09/29/2023 16:21	R337145
SW-846 9040B, LABORATORY ANALYZED								
Lab pH	NELAP	1.00	H	6.66		1	09/28/2023 9:40	R336991
SW-846 9214 (TOTAL)								
Fluoride	NELAP	0.10		0.17	mg/L	1	09/26/2023 11:36	R336875
SW-846 9251 (TOTAL)								
Chloride	NELAP	4		5	mg/L	1	09/22/2023 19:51	R336801
SW-846 3005A, 6020A, METALS BY ICPMS (DISSOLVED)								
Antimony	NELAP	0.0010		< 0.0010	mg/L	5	09/25/2023 21:25	212291
Arsenic	NELAP	0.0010		0.0016	mg/L	5	09/25/2023 21:25	212291
Barium	NELAP	0.0010		0.210	mg/L	5	09/25/2023 21:25	212291
Beryllium	NELAP	0.0010		< 0.0010	mg/L	5	10/02/2023 15:30	212291
Boron	NELAP	0.0250		0.204	mg/L	5	09/29/2023 17:14	212291
Cadmium	NELAP	0.0010		< 0.0010	mg/L	5	09/25/2023 21:25	212291
Calcium	NELAP	0.125		72.1	mg/L	5	09/29/2023 17:14	212291
Chromium	NELAP	0.0015		< 0.0015	mg/L	5	09/25/2023 21:25	212291
Cobalt	NELAP	0.0010		0.0012	mg/L	5	09/25/2023 21:25	212291
Lead	NELAP	0.0010		< 0.0010	mg/L	5	09/25/2023 21:25	212291
Lithium	*	0.0030		0.0211	mg/L	5	10/02/2023 15:30	212291
Molybdenum	*	0.0015		< 0.0015	mg/L	5	09/25/2023 21:25	212291
Selenium	NELAP	0.0010		0.0037	mg/L	5	09/25/2023 21:25	212291
Thallium	NELAP	0.0020		< 0.0020	mg/L	5	09/25/2023 21:25	212291
SW-846 3005A, 6020A, METALS BY ICPMS (TOTAL)								
Antimony	NELAP	0.0010		< 0.0010	mg/L	5	09/27/2023 1:10	212304
Arsenic	NELAP	0.0010		0.0029	mg/L	5	09/27/2023 1:10	212304
Barium	NELAP	0.0010		0.202	mg/L	5	09/27/2023 1:10	212304
Beryllium	NELAP	0.0010		< 0.0010	mg/L	5	09/27/2023 1:10	212304
Boron	NELAP	0.0250		0.180	mg/L	5	09/28/2023 11:29	212304
Cadmium	NELAP	0.0010		< 0.0010	mg/L	5	09/27/2023 1:10	212304
Calcium	NELAP	0.125	S	59.2	mg/L	5	09/27/2023 1:10	212304
Chromium	NELAP	0.0015		0.0085	mg/L	5	09/27/2023 1:10	212304
Cobalt	NELAP	0.0010		0.0041	mg/L	5	09/27/2023 1:10	212304
Lead	NELAP	0.0010		0.0026	mg/L	5	09/27/2023 1:10	212304
Lithium	*	0.0030		0.0147	mg/L	5	09/28/2023 11:29	212304
Molybdenum	*	0.0015		< 0.0015	mg/L	5	09/27/2023 1:10	212304
Selenium	NELAP	0.0010		0.0037	mg/L	5	09/27/2023 1:10	212304
Thallium	NELAP	0.0020		< 0.0020	mg/L	5	09/27/2023 1:10	212304
<i>Matrix spike control limits are not applicable due to high sample/spike ratio.</i>								
SW-846 7470A (TOTAL)								
Mercury	NELAP	0.00020		< 0.00020	mg/L	1	09/26/2023 15:38	212412
EPA 903.0/904.0, RADIUM 226/228								
Radium-226	*	0		See Attached	pci/L	1	10/13/2023 14:22	R338467
Radium-228	*	0		See Attached	pci/L	1	10/13/2023 14:22	R338467



Laboratory Results

<http://www.teklabinc.com/>

Client: ERM
 Client Project: 0599247
 Lab ID: 23091500-012
 Matrix: GROUNDWATER

Work Order: 23091500
 Report Date: 30-Oct-23
 Client Sample ID: APW-04-WG-20230920
 Collection Date: 09/20/2023 16:10

Analyses	Certification	RL	Qual	Result	Units	DF	Date Analyzed	Batch
STANDARD METHODS 2540 C (TOTAL) 1997, 2011								
Total Dissolved Solids	NELAP	20		476	mg/L	1	09/22/2023 11:10	R336815
SW-846 9036 (TOTAL)								
Sulfate	NELAP	20		66	mg/L	2	09/27/2023 13:00	R337008
SW-846 9040B, LABORATORY ANALYZED								
Lab pH	NELAP	1.00	H	7.56		1	09/28/2023 9:43	R336991
SW-846 9214 (TOTAL)								
Fluoride	NELAP	0.10		0.15	mg/L	1	09/26/2023 11:38	R336875
SW-846 9251 (TOTAL)								
Chloride	NELAP	4		9	mg/L	1	09/22/2023 20:02	R336801
SW-846 3005A, 6020A, METALS BY ICPMS (DISSOLVED)								
Antimony	NELAP	0.0010		< 0.0010	mg/L	5	09/25/2023 20:04	212291
Arsenic	NELAP	0.0010		0.0016	mg/L	5	09/25/2023 20:04	212291
Barium	NELAP	0.0010		0.138	mg/L	5	09/25/2023 20:04	212291
Beryllium	NELAP	0.0010		< 0.0010	mg/L	5	10/02/2023 15:49	212291
Boron	NELAP	0.0250		0.591	mg/L	5	09/25/2023 20:04	212291
Cadmium	NELAP	0.0010		< 0.0010	mg/L	5	09/25/2023 20:04	212291
Calcium	NELAP	0.125	S	101	mg/L	5	09/29/2023 17:46	212291
Chromium	NELAP	0.0015		< 0.0015	mg/L	5	09/25/2023 20:04	212291
Cobalt	NELAP	0.0010		< 0.0010	mg/L	5	09/25/2023 20:04	212291
Lead	NELAP	0.0010		< 0.0010	mg/L	5	09/25/2023 20:04	212291
Lithium	*	0.0030		0.0411	mg/L	5	10/02/2023 15:49	212291
Molybdenum	*	0.0015		0.0367	mg/L	5	09/25/2023 20:04	212291
Selenium	NELAP	0.0010		0.0096	mg/L	5	09/25/2023 20:04	212291
Thallium	NELAP	0.0020		< 0.0020	mg/L	5	09/25/2023 20:04	212291
<i>Matrix spike control limits are not applicable due to high sample/spike ratio.</i>								
SW-846 3005A, 6020A, METALS BY ICPMS (TOTAL)								
Antimony	NELAP	0.0010		< 0.0010	mg/L	5	09/27/2023 1:04	212304
Arsenic	NELAP	0.0010		0.0019	mg/L	5	09/27/2023 1:04	212304
Barium	NELAP	0.0010		0.131	mg/L	5	09/27/2023 1:04	212304
Beryllium	NELAP	0.0010		< 0.0010	mg/L	5	09/27/2023 1:04	212304
Boron	NELAP	0.0250		0.572	mg/L	5	09/28/2023 10:39	212304
Cadmium	NELAP	0.0010		< 0.0010	mg/L	5	09/27/2023 1:04	212304
Calcium	NELAP	0.125		87.9	mg/L	5	09/27/2023 1:04	212304
Chromium	NELAP	0.0015		0.0023	mg/L	5	09/27/2023 1:04	212304
Cobalt	NELAP	0.0010		< 0.0010	mg/L	5	09/27/2023 1:04	212304
Lead	NELAP	0.0010		< 0.0010	mg/L	5	09/27/2023 1:04	212304
Lithium	*	0.0030		0.0299	mg/L	5	09/28/2023 10:39	212304
Molybdenum	*	0.0015		0.0299	mg/L	5	09/27/2023 1:04	212304
Selenium	NELAP	0.0010		0.0090	mg/L	5	09/27/2023 1:04	212304
Thallium	NELAP	0.0020		< 0.0020	mg/L	5	09/27/2023 1:04	212304
SW-846 7470A (TOTAL)								
Mercury	NELAP	0.00020		< 0.00020	mg/L	1	09/26/2023 15:40	212412
EPA 903.0/904.0, RADIUM 226/228								
Radium-226	*	0		See Attached	pci/L	1	10/13/2023 14:22	R338467
Radium-228	*	0		See Attached	pci/L	1	10/13/2023 14:22	R338467



Laboratory Results

<http://www.teklabinc.com/>

Client: ERM
 Client Project: 0599247
 Lab ID: 23091500-013
 Matrix: GROUNDWATER

Work Order: 23091500
 Report Date: 30-Oct-23
 Client Sample ID: EB-01-WQ-20230919
 Collection Date: 09/19/2023 8:40

Analyses	Certification	RL	Qual	Result	Units	DF	Date Analyzed	Batch
STANDARD METHODS 2540 C (TOTAL) 1997, 2011								
Total Dissolved Solids	NELAP	20		< 20	mg/L	1	09/21/2023 16:06	R336743
SW-846 9036 (TOTAL)								
Sulfate	NELAP	10		< 10	mg/L	1	09/22/2023 20:36	R336796
SW-846 9040B, LABORATORY ANALYZED								
Lab pH	NELAP	1.00	H	5.50		1	09/27/2023 15:03	R336927
SW-846 9214 (TOTAL)								
Fluoride	NELAP	0.10		< 0.10	mg/L	1	09/26/2023 11:40	R336875
SW-846 9251 (TOTAL)								
Chloride	NELAP	4		< 4	mg/L	1	09/22/2023 20:37	R336801
SW-846 3005A, 6020A, METALS BY ICPMS (DISSOLVED)								
Antimony	NELAP	0.0010		< 0.0010	mg/L	5	09/25/2023 19:19	212291
Arsenic	NELAP	0.0010		< 0.0010	mg/L	5	09/25/2023 19:19	212291
Barium	NELAP	0.0010		< 0.0010	mg/L	5	09/25/2023 19:19	212291
Beryllium	NELAP	0.0010		< 0.0010	mg/L	5	10/02/2023 15:36	212291
Boron	NELAP	0.0250		< 0.0250	mg/L	5	09/25/2023 19:19	212291
Cadmium	NELAP	0.0010		< 0.0010	mg/L	5	09/25/2023 19:19	212291
Calcium	NELAP	0.125		0.464	mg/L	5	09/29/2023 17:21	212291
Chromium	NELAP	0.0015		< 0.0015	mg/L	5	09/25/2023 19:19	212291
Cobalt	NELAP	0.0010		< 0.0010	mg/L	5	09/25/2023 19:19	212291
Lead	NELAP	0.0010		< 0.0010	mg/L	5	09/25/2023 19:19	212291
Lithium	*	0.0030		< 0.0030	mg/L	5	10/02/2023 15:36	212291
Molybdenum	*	0.0015		< 0.0015	mg/L	5	09/25/2023 19:19	212291
Selenium	NELAP	0.0010		< 0.0010	mg/L	5	09/25/2023 19:19	212291
Thallium	NELAP	0.0020		< 0.0020	mg/L	5	09/25/2023 19:19	212291
SW-846 3005A, 6020A, METALS BY ICPMS (TOTAL)								
Antimony	NELAP	0.0010		< 0.0010	mg/L	5	09/27/2023 2:12	212304
Arsenic	NELAP	0.0010		< 0.0010	mg/L	5	09/27/2023 2:12	212304
Barium	NELAP	0.0010		< 0.0010	mg/L	5	09/27/2023 2:12	212304
Beryllium	NELAP	0.0010		< 0.0010	mg/L	5	09/27/2023 2:12	212304
Boron	NELAP	0.0250		< 0.0250	mg/L	5	09/28/2023 10:44	212304
Cadmium	NELAP	0.0010		< 0.0010	mg/L	5	09/27/2023 2:12	212304
Calcium	NELAP	0.125		< 0.125	mg/L	5	09/27/2023 2:12	212304
Chromium	NELAP	0.0015		< 0.0015	mg/L	5	09/27/2023 2:12	212304
Cobalt	NELAP	0.0010		< 0.0010	mg/L	5	09/27/2023 2:12	212304
Lead	NELAP	0.0010		< 0.0010	mg/L	5	09/27/2023 2:12	212304
Lithium	*	0.0030		< 0.0030	mg/L	5	09/27/2023 2:12	212304
Molybdenum	*	0.0015		< 0.0015	mg/L	5	09/27/2023 2:12	212304
Selenium	NELAP	0.0010		< 0.0010	mg/L	5	09/27/2023 2:12	212304
Thallium	NELAP	0.0020		< 0.0020	mg/L	5	09/27/2023 2:12	212304
<i>CCV recovered outside the upper control limits for Li. Sample results are below the reporting limit. Data is reportable per the TNI standard.</i>								
SW-846 7470A (TOTAL)								
Mercury	NELAP	0.00020		0.00119	mg/L	1	09/27/2023 9:48	212412
EPA 903.0/904.0, RADIUM 226/228								
Radium-226	*	0		See Attached	pci/L	1	10/13/2023 14:22	R338467
Radium-228	*	0		See Attached	pci/L	1	10/13/2023 14:22	R338467



Laboratory Results

<http://www.teklabinc.com/>

Client: ERM
 Client Project: 0599247
 Lab ID: 23091500-014
 Matrix: GROUNDWATER

Work Order: 23091500
 Report Date: 30-Oct-23
 Client Sample ID: DUP-01-WG-20230920
 Collection Date: 09/20/2023 0:01

Analyses	Certification	RL	Qual	Result	Units	DF	Date Analyzed	Batch
STANDARD METHODS 2540 C (TOTAL) 1997, 2011								
Total Dissolved Solids	NELAP	50		710	mg/L	2.5	09/22/2023 11:10	R336815
SW-846 9036 (TOTAL)								
Sulfate	NELAP	100		333	mg/L	10	09/22/2023 20:50	R336796
SW-846 9040B, LABORATORY ANALYZED								
Lab pH	NELAP	1.00	H	7.36		1	09/27/2023 15:00	R336927
SW-846 9214 (TOTAL)								
Fluoride	NELAP	0.10		0.34	mg/L	1	09/26/2023 11:43	R336875
SW-846 9251 (TOTAL)								
Chloride	NELAP	4		14	mg/L	1	09/22/2023 20:45	R336801
SW-846 3005A, 6020A, METALS BY ICPMS (DISSOLVED)								
Antimony	NELAP	0.0010		< 0.0010	mg/L	5	09/25/2023 19:26	212291
Arsenic	NELAP	0.0010		0.0024	mg/L	5	09/25/2023 19:26	212291
Barium	NELAP	0.0010		0.172	mg/L	5	09/25/2023 19:26	212291
Beryllium	NELAP	0.0010		< 0.0010	mg/L	5	10/02/2023 15:42	212291
Boron	NELAP	0.0250		8.05	mg/L	5	09/25/2023 19:26	212291
Cadmium	NELAP	0.0010		< 0.0010	mg/L	5	09/25/2023 19:26	212291
Calcium	NELAP	0.125		119	mg/L	5	09/29/2023 17:27	212291
Chromium	NELAP	0.0015		< 0.0015	mg/L	5	09/25/2023 19:26	212291
Cobalt	NELAP	0.0010		< 0.0010	mg/L	5	09/25/2023 19:26	212291
Lead	NELAP	0.0010		< 0.0010	mg/L	5	09/25/2023 19:26	212291
Lithium	*	0.0030		0.0509	mg/L	5	10/02/2023 15:42	212291
Molybdenum	*	0.0015		0.233	mg/L	5	09/25/2023 19:26	212291
Selenium	NELAP	0.0010		< 0.0010	mg/L	5	09/25/2023 19:26	212291
Thallium	NELAP	0.0020		< 0.0020	mg/L	5	09/25/2023 19:26	212291
SW-846 3005A, 6020A, METALS BY ICPMS (TOTAL)								
Antimony	NELAP	0.0010		< 0.0010	mg/L	5	09/23/2023 5:57	212305
Arsenic	NELAP	0.0010		0.0026	mg/L	5	09/26/2023 7:25	212305
Barium	NELAP	0.0010		0.158	mg/L	5	09/23/2023 5:57	212305
Beryllium	NELAP	0.0010		< 0.0010	mg/L	5	09/26/2023 7:25	212305
Boron	NELAP	0.0250	S	8.33	mg/L	5	09/29/2023 14:42	212305
Cadmium	NELAP	0.0010		< 0.0010	mg/L	5	09/23/2023 5:57	212305
Calcium	NELAP	0.125	S	126	mg/L	5	09/29/2023 14:42	212305
Chromium	NELAP	0.0015		0.0016	mg/L	5	10/02/2023 12:45	212305
Cobalt	NELAP	0.0010		< 0.0010	mg/L	5	09/26/2023 7:25	212305
Lead	NELAP	0.0010		0.0021	mg/L	5	09/28/2023 1:32	212305
Lithium	*	0.0030		0.0425	mg/L	5	10/02/2023 12:45	212305
Molybdenum	*	0.0015		0.235	mg/L	5	09/26/2023 7:25	212305
Selenium	NELAP	0.0010		< 0.0010	mg/L	5	09/26/2023 7:25	212305
Thallium	NELAP	0.0020		< 0.0020	mg/L	5	09/23/2023 5:57	212305
SW-846 7470A (TOTAL)								
Mercury	NELAP	0.00020		< 0.00020	mg/L	1	09/27/2023 9:50	212412
EPA 903.0/904.0, RADIUM 226/228								
Radium-226	*	0		See Attached	pci/L	1	10/13/2023 14:22	R338467
Radium-228	*	0		See Attached	pci/L	1	10/13/2023 14:22	R338467

Matrix spike control limits are not applicable due to high sample/spike ratio.

CCV recovered outside the upper control limits for TL. Sample results are below the reporting limit. Data is reportable per the TNI standard.



Laboratory Results

<http://www.teklabinc.com/>

Client: ERM
 Client Project: 0599247
 Lab ID: 23091500-015
 Matrix: GROUNDWATER

Work Order: 23091500
 Report Date: 30-Oct-23
 Client Sample ID: DUP-02-WG-20230920
 Collection Date: 09/20/2023 0:02

Analyses	Certification	RL	Qual	Result	Units	DF	Date Analyzed	Batch
STANDARD METHODS 2540 C (TOTAL) 1997, 2011								
Total Dissolved Solids	NELAP	20		386	mg/L	1	09/22/2023 11:31	R336815
SW-846 9036 (TOTAL)								
Sulfate	NELAP	10		31	mg/L	1	09/22/2023 20:53	R336796
SW-846 9040B, LABORATORY ANALYZED								
Lab pH	NELAP	1.00	H	7.65		1	09/27/2023 15:05	R336927
SW-846 9214 (TOTAL)								
Fluoride	NELAP	0.10		0.19	mg/L	1	09/26/2023 11:46	R336875
SW-846 9251 (TOTAL)								
Chloride	NELAP	4		11	mg/L	1	09/22/2023 20:53	R336801
SW-846 3005A, 6020A, METALS BY ICPMS (DISSOLVED)								
Antimony	NELAP	0.0010		< 0.0010	mg/L	5	09/25/2023 19:32	212291
Arsenic	NELAP	0.0010		0.0021	mg/L	5	09/25/2023 19:32	212291
Barium	NELAP	0.0010		0.117	mg/L	5	09/25/2023 19:32	212291
Beryllium	NELAP	0.0010		< 0.0010	mg/L	5	10/02/2023 16:33	212291
Boron	NELAP	0.0250		0.236	mg/L	5	09/25/2023 19:32	212291
Cadmium	NELAP	0.0010		< 0.0010	mg/L	5	09/25/2023 19:32	212291
Calcium	NELAP	0.125		81.1	mg/L	5	09/29/2023 17:33	212291
Chromium	NELAP	0.0015		< 0.0015	mg/L	5	09/25/2023 19:32	212291
Cobalt	NELAP	0.0010		< 0.0010	mg/L	5	09/25/2023 19:32	212291
Lead	NELAP	0.0010		< 0.0010	mg/L	5	09/25/2023 19:32	212291
Lithium	*	0.0030		0.0184	mg/L	5	10/02/2023 16:33	212291
Molybdenum	*	0.0015		0.0173	mg/L	5	09/25/2023 19:32	212291
Selenium	NELAP	0.0010		0.0162	mg/L	5	09/25/2023 19:32	212291
Thallium	NELAP	0.0020		< 0.0020	mg/L	5	09/25/2023 19:32	212291
SW-846 3005A, 6020A, METALS BY ICPMS (TOTAL)								
Antimony	NELAP	0.0010		< 0.0010	mg/L	5	09/23/2023 5:35	212305
Arsenic	NELAP	0.0010		0.0023	mg/L	5	09/26/2023 7:06	212305
Barium	NELAP	0.0010		0.125	mg/L	5	09/23/2023 5:35	212305
Beryllium	NELAP	0.0010		< 0.0010	mg/L	5	09/26/2023 7:06	212305
Boron	NELAP	0.0250		0.239	mg/L	5	09/29/2023 14:23	212305
Cadmium	NELAP	0.0010		< 0.0010	mg/L	5	09/23/2023 5:35	212305
Calcium	NELAP	0.125		87.5	mg/L	5	09/29/2023 14:23	212305
Chromium	NELAP	0.0015		< 0.0015	mg/L	5	09/23/2023 5:35	212305
Cobalt	NELAP	0.0010		< 0.0010	mg/L	5	09/26/2023 7:06	212305
Lead	NELAP	0.0010		< 0.0010	mg/L	5	09/26/2023 7:06	212305
Lithium	*	0.0030		0.0150	mg/L	5	10/02/2023 12:38	212305
Molybdenum	*	0.0015		0.0173	mg/L	5	09/26/2023 7:06	212305
Selenium	NELAP	0.0010		0.0182	mg/L	5	09/26/2023 7:06	212305
Thallium	NELAP	0.0020		< 0.0020	mg/L	5	09/23/2023 5:35	212305
SW-846 7470A (TOTAL)								
Mercury	NELAP	0.00020		< 0.00020	mg/L	1	09/29/2023 9:48	212516
EPA 903.0/904.0, RADIUM 226/228								
Radium-226	*	0		See Attached	pci/L	1	10/23/2023 14:46	R338467
Radium-228	*	0		See Attached	pci/L	1	10/23/2023 14:46	R338467

LCS recovered outside upper control limits for Pb. Sample results are below the reporting limit. Data is reportable per the TNI Standard.
 CCV recovered outside the upper control limits for TL. Sample results are below the reporting limit. Data is reportable per the TNI standard.



Sample Summary

<http://www.teklabinc.com/>

Client: ERM

Work Order: 23091500

Client Project: 0599247

Report Date: 30-Oct-23

Lab Sample ID	Client Sample ID	Matrix	Fractions	Collection Date
23091500-001	APW-03-WG-20230919	Groundwater	4	09/19/2023 11:35
23091500-002	APW-08-WG-20230919	Groundwater	4	09/19/2023 12:55
23091500-003	APW-07-WG-20230919	Groundwater	4	09/19/2023 13:50
23091500-004	APW-10S-WG-20230919	Groundwater	4	09/19/2023 14:50
23091500-005	APW-10D-WG-20230919	Groundwater	4	09/19/2023 16:00
23091500-006	APW-06S-WG-20230920	Groundwater	4	09/20/2023 8:50
23091500-007	APW-06D-WG-20230920	Groundwater	4	09/20/2023 10:05
23091500-008	APW-05R-WG-20230920	Groundwater	4	09/20/2023 11:25
23091500-009	APW-09-WG-20230920	Groundwater	4	09/20/2023 14:00
23091500-010	APW-02-WG-20230920	Groundwater	4	09/20/2023 12:30
23091500-011	APW-01R-WG-20230920	Groundwater	4	09/20/2023 15:10
23091500-012	APW-04-WG-20230920	Groundwater	4	09/20/2023 16:10
23091500-013	EB-01-WQ-20230919	Groundwater	4	09/19/2023 8:40
23091500-014	DUP-01-WG-20230920	Groundwater	4	09/20/2023 0:01
23091500-015	DUP-02-WG-20230920	Groundwater	4	09/20/2023 0:02



Dates Report

<http://www.teklabinc.com/>

Client: ERM

Work Order: 23091500

Client Project: 0599247

Report Date: 30-Oct-23

Sample ID	Client Sample ID	Collection Date	Received Date	Prep Date/Time	Analysis Date/Time
Test Name					
23091500-001A	APW-03-WG-20230919	09/19/2023 11:35	09/21/2023 9:45		
	Standard Methods 2540 C (Total) 1997, 2011				09/21/2023 15:53
	SW-846 9036 (Total)				09/22/2023 17:36
	SW-846 9040B, Laboratory Analyzed				09/27/2023 14:06
	SW-846 9214 (Total)				09/26/2023 11:11
	SW-846 9251 (Total)				09/22/2023 17:30
23091500-001B	APW-03-WG-20230919	09/19/2023 11:35	09/21/2023 9:45		
	EPA 903.0/904.0, Radium 226/228				10/13/2023 14:22
23091500-001C	APW-03-WG-20230919	09/19/2023 11:35	09/21/2023 9:45		
	SW-846 3005A, 6020A, Metals by ICPMS (Total)			09/21/2023 18:37	09/25/2023 23:39
	SW-846 3005A, 6020A, Metals by ICPMS (Total)			09/21/2023 18:37	09/26/2023 23:46
	SW-846 3005A, 6020A, Metals by ICPMS (Total)			09/21/2023 18:37	09/27/2023 18:12
	SW-846 3005A, 6020A, Metals by ICPMS (Total)			09/21/2023 18:37	09/28/2023 10:48
	SW-846 7470A (Total)			09/26/2023 8:27	09/26/2023 15:11
23091500-001D	APW-03-WG-20230919	09/19/2023 11:35	09/21/2023 9:45		
	SW-846 3005A, 6020A, Metals by ICPMS (Dissolved)			09/21/2023 14:04	09/25/2023 18:04
	SW-846 3005A, 6020A, Metals by ICPMS (Dissolved)			09/21/2023 14:04	09/29/2023 14:29
	SW-846 3005A, 6020A, Metals by ICPMS (Dissolved)			09/21/2023 14:04	10/02/2023 13:29
23091500-002A	APW-08-WG-20230919	09/19/2023 12:55	09/21/2023 9:45		
	Standard Methods 2540 C (Total) 1997, 2011				09/21/2023 15:54
	SW-846 9036 (Total)				09/22/2023 17:54
	SW-846 9040B, Laboratory Analyzed				09/27/2023 14:07
	SW-846 9214 (Total)				09/26/2023 11:13
	SW-846 9251 (Total)				09/22/2023 17:54
23091500-002B	APW-08-WG-20230919	09/19/2023 12:55	09/21/2023 9:45		
	EPA 903.0/904.0, Radium 226/228				10/13/2023 14:22
23091500-002C	APW-08-WG-20230919	09/19/2023 12:55	09/21/2023 9:45		
	SW-846 3005A, 6020A, Metals by ICPMS (Total)			09/21/2023 18:37	09/25/2023 23:28
	SW-846 3005A, 6020A, Metals by ICPMS (Total)			09/21/2023 18:37	09/26/2023 23:29
	SW-846 3005A, 6020A, Metals by ICPMS (Total)			09/21/2023 18:37	09/27/2023 17:49
	SW-846 3005A, 6020A, Metals by ICPMS (Total)			09/21/2023 18:37	09/28/2023 9:13
	SW-846 7470A (Total)			09/26/2023 8:27	09/26/2023 15:13
23091500-002D	APW-08-WG-20230919	09/19/2023 12:55	09/21/2023 9:45		
	SW-846 3005A, 6020A, Metals by ICPMS (Dissolved)			09/21/2023 14:04	09/25/2023 18:23
	SW-846 3005A, 6020A, Metals by ICPMS (Dissolved)			09/21/2023 14:04	09/29/2023 16:11
	SW-846 3005A, 6020A, Metals by ICPMS (Dissolved)			09/21/2023 14:04	10/02/2023 14:13



Dates Report

<http://www.teklabinc.com/>

Client: ERM

Work Order: 23091500

Client Project: 0599247

Report Date: 30-Oct-23

Sample ID	Client Sample ID	Collection Date	Received Date	Prep Date/Time	Analysis Date/Time
	Test Name				
23091500-003A	APW-07-WG-20230919	09/19/2023 13:50	09/21/2023 9:45		
	Standard Methods 2540 C (Total) 1997, 2011				09/21/2023 15:54
	SW-846 9036 (Total)				09/22/2023 18:02
	SW-846 9040B, Laboratory Analyzed				09/27/2023 14:09
	SW-846 9214 (Total)				09/26/2023 11:15
	SW-846 9251 (Total)				09/22/2023 18:02
23091500-003B	APW-07-WG-20230919	09/19/2023 13:50	09/21/2023 9:45		
	EPA 903.0/904.0, Radium 226/228				10/13/2023 14:22
23091500-003C	APW-07-WG-20230919	09/19/2023 13:50	09/21/2023 9:45		
	SW-846 3005A, 6020A, Metals by ICPMS (Total)			09/21/2023 18:37	09/25/2023 23:34
	SW-846 3005A, 6020A, Metals by ICPMS (Total)			09/21/2023 18:37	09/26/2023 23:35
	SW-846 3005A, 6020A, Metals by ICPMS (Total)			09/21/2023 18:37	09/27/2023 17:55
	SW-846 3005A, 6020A, Metals by ICPMS (Total)			09/21/2023 18:37	09/28/2023 9:18
	SW-846 7470A (Total)			09/26/2023 8:27	09/26/2023 15:20
23091500-003D	APW-07-WG-20230919	09/19/2023 13:50	09/21/2023 9:45		
	SW-846 3005A, 6020A, Metals by ICPMS (Dissolved)			09/21/2023 14:04	09/25/2023 18:10
	SW-846 3005A, 6020A, Metals by ICPMS (Dissolved)			09/21/2023 14:04	09/29/2023 14:35
	SW-846 3005A, 6020A, Metals by ICPMS (Dissolved)			09/21/2023 14:04	10/02/2023 13:35
23091500-004A	APW-10S-WG-20230919	09/19/2023 14:50	09/21/2023 9:45		
	Standard Methods 2540 C (Total) 1997, 2011				09/21/2023 16:05
	SW-846 9036 (Total)				09/22/2023 18:13
	SW-846 9040B, Laboratory Analyzed				09/27/2023 14:12
	SW-846 9214 (Total)				09/26/2023 11:16
	SW-846 9251 (Total)				09/22/2023 18:13
23091500-004B	APW-10S-WG-20230919	09/19/2023 14:50	09/21/2023 9:45		
	EPA 903.0/904.0, Radium 226/228				10/23/2023 14:46
23091500-004C	APW-10S-WG-20230919	09/19/2023 14:50	09/21/2023 9:45		
	SW-846 3005A, 6020A, Metals by ICPMS (Total)			09/21/2023 18:37	09/26/2023 0:19
	SW-846 3005A, 6020A, Metals by ICPMS (Total)			09/21/2023 18:37	09/26/2023 23:40
	SW-846 3005A, 6020A, Metals by ICPMS (Total)			09/21/2023 18:37	09/27/2023 18:01
	SW-846 3005A, 6020A, Metals by ICPMS (Total)			09/21/2023 18:37	09/28/2023 9:22
	SW-846 7470A (Total)			09/26/2023 8:27	09/26/2023 15:22
23091500-004D	APW-10S-WG-20230919	09/19/2023 14:50	09/21/2023 9:45		
	SW-846 3005A, 6020A, Metals by ICPMS (Dissolved)			09/21/2023 14:04	09/25/2023 18:16
	SW-846 3005A, 6020A, Metals by ICPMS (Dissolved)			09/21/2023 14:04	09/29/2023 15:26
	SW-846 3005A, 6020A, Metals by ICPMS (Dissolved)			09/21/2023 14:04	10/02/2023 13:42



Dates Report

<http://www.teklabinc.com/>

Client: ERM

Work Order: 23091500

Client Project: 0599247

Report Date: 30-Oct-23

Sample ID	Client Sample ID	Collection Date	Received Date	Prep Date/Time	Analysis Date/Time
Test Name					
23091500-005A	APW-10D-WG-20230919	09/19/2023 16:00	09/21/2023 9:45		
	Standard Methods 2540 C (Total) 1997, 2011				09/21/2023 16:05
	SW-846 9036 (Total)				09/22/2023 18:48
	SW-846 9040B, Laboratory Analyzed				09/27/2023 14:13
	SW-846 9214 (Total)				09/26/2023 11:18
	SW-846 9251 (Total)				09/22/2023 18:47
23091500-005B	APW-10D-WG-20230919	09/19/2023 16:00	09/21/2023 9:45		
	EPA 903.0/904.0, Radium 226/228				10/13/2023 14:22
23091500-005C	APW-10D-WG-20230919	09/19/2023 16:00	09/21/2023 9:45		
	SW-846 3005A, 6020A, Metals by ICPMS (Total)			09/21/2023 18:37	09/26/2023 0:25
	SW-846 3005A, 6020A, Metals by ICPMS (Total)			09/21/2023 18:37	09/27/2023 0:31
	SW-846 3005A, 6020A, Metals by ICPMS (Total)			09/21/2023 18:37	09/27/2023 18:06
	SW-846 3005A, 6020A, Metals by ICPMS (Total)			09/21/2023 18:37	09/28/2023 9:26
	SW-846 7470A (Total)			09/26/2023 8:27	09/26/2023 15:24
23091500-005D	APW-10D-WG-20230919	09/19/2023 16:00	09/21/2023 9:45		
	SW-846 3005A, 6020A, Metals by ICPMS (Dissolved)			09/21/2023 14:04	09/25/2023 20:48
	SW-846 3005A, 6020A, Metals by ICPMS (Dissolved)			09/21/2023 14:04	09/29/2023 15:33
	SW-846 3005A, 6020A, Metals by ICPMS (Dissolved)			09/21/2023 14:04	10/02/2023 13:48
23091500-006A	APW-06S-WG-20230920	09/20/2023 8:50	09/21/2023 9:45		
	Standard Methods 2540 C (Total) 1997, 2011				09/22/2023 10:42
	SW-846 9036 (Total)				09/22/2023 19:00
	SW-846 9040B, Laboratory Analyzed				09/27/2023 14:47
	SW-846 9214 (Total)				09/26/2023 11:20
	SW-846 9251 (Total)				09/22/2023 18:55
23091500-006B	APW-06S-WG-20230920	09/20/2023 8:50	09/21/2023 9:45		
	EPA 903.0/904.0, Radium 226/228				10/23/2023 14:46
23091500-006C	APW-06S-WG-20230920	09/20/2023 8:50	09/21/2023 9:45		
	SW-846 3005A, 6020A, Metals by ICPMS (Total)			09/21/2023 18:37	09/26/2023 0:30
	SW-846 3005A, 6020A, Metals by ICPMS (Total)			09/21/2023 18:37	09/27/2023 0:37
	SW-846 3005A, 6020A, Metals by ICPMS (Total)			09/21/2023 18:37	09/27/2023 18:56
	SW-846 3005A, 6020A, Metals by ICPMS (Total)			09/21/2023 18:37	09/28/2023 10:19
	SW-846 7470A (Total)			09/26/2023 8:27	09/26/2023 15:26
23091500-006D	APW-06S-WG-20230920	09/20/2023 8:50	09/21/2023 9:45		
	SW-846 3005A, 6020A, Metals by ICPMS (Dissolved)			09/21/2023 14:04	09/25/2023 20:54
	SW-846 3005A, 6020A, Metals by ICPMS (Dissolved)			09/21/2023 14:04	09/29/2023 15:39
	SW-846 3005A, 6020A, Metals by ICPMS (Dissolved)			09/21/2023 14:04	10/02/2023 13:54



Dates Report

<http://www.teklabinc.com/>

Client: ERM

Work Order: 23091500

Client Project: 0599247

Report Date: 30-Oct-23

Sample ID	Client Sample ID	Collection Date	Received Date	Prep Date/Time	Analysis Date/Time
	Test Name				
23091500-007A	APW-06D-WG-20230920	09/20/2023 10:05	09/21/2023 9:45		
	Standard Methods 2540 C (Total) 1997, 2011				09/22/2023 10:42
	SW-846 9036 (Total)				09/22/2023 19:08
	SW-846 9040B, Laboratory Analyzed				09/27/2023 14:50
	SW-846 9214 (Total)				09/26/2023 11:22
	SW-846 9251 (Total)				09/22/2023 19:03
23091500-007B	APW-06D-WG-20230920	09/20/2023 10:05	09/21/2023 9:45		
	EPA 903.0/904.0, Radium 226/228				10/13/2023 14:22
23091500-007C	APW-06D-WG-20230920	09/20/2023 10:05	09/21/2023 9:45		
	SW-846 3005A, 6020A, Metals by ICPMS (Total)			09/21/2023 18:37	09/26/2023 0:36
	SW-846 3005A, 6020A, Metals by ICPMS (Total)			09/21/2023 18:37	09/27/2023 0:42
	SW-846 3005A, 6020A, Metals by ICPMS (Total)			09/21/2023 18:37	09/27/2023 19:02
	SW-846 3005A, 6020A, Metals by ICPMS (Total)			09/21/2023 18:37	09/28/2023 10:23
	SW-846 7470A (Total)			09/26/2023 8:27	09/26/2023 15:29
23091500-007D	APW-06D-WG-20230920	09/20/2023 10:05	09/21/2023 9:45		
	SW-846 3005A, 6020A, Metals by ICPMS (Dissolved)			09/21/2023 14:04	09/25/2023 21:00
	SW-846 3005A, 6020A, Metals by ICPMS (Dissolved)			09/21/2023 14:04	09/29/2023 15:45
	SW-846 3005A, 6020A, Metals by ICPMS (Dissolved)			09/21/2023 14:04	10/02/2023 14:01
23091500-008A	APW-05R-WG-20230920	09/20/2023 11:25	09/21/2023 9:45		
	Standard Methods 2540 C (Total) 1997, 2011				09/22/2023 10:42
	SW-846 9036 (Total)				09/22/2023 19:17
	SW-846 9040B, Laboratory Analyzed				09/27/2023 14:52
	SW-846 9214 (Total)				09/26/2023 11:31
	SW-846 9251 (Total)				09/22/2023 19:11
23091500-008B	APW-05R-WG-20230920	09/20/2023 11:25	09/21/2023 9:45		
	EPA 903.0/904.0, Radium 226/228				10/13/2023 14:22
23091500-008C	APW-05R-WG-20230920	09/20/2023 11:25	09/21/2023 9:45		
	SW-846 3005A, 6020A, Metals by ICPMS (Total)			09/21/2023 18:37	09/26/2023 0:41
	SW-846 3005A, 6020A, Metals by ICPMS (Total)			09/21/2023 18:37	09/27/2023 0:48
	SW-846 3005A, 6020A, Metals by ICPMS (Total)			09/21/2023 18:37	09/27/2023 19:08
	SW-846 3005A, 6020A, Metals by ICPMS (Total)			09/21/2023 18:37	09/28/2023 10:27
	SW-846 7470A (Total)			09/26/2023 8:27	09/26/2023 15:31
23091500-008D	APW-05R-WG-20230920	09/20/2023 11:25	09/21/2023 9:45		
	SW-846 3005A, 6020A, Metals by ICPMS (Dissolved)			09/21/2023 14:04	09/25/2023 21:07
	SW-846 3005A, 6020A, Metals by ICPMS (Dissolved)			09/21/2023 14:04	09/29/2023 15:52
	SW-846 3005A, 6020A, Metals by ICPMS (Dissolved)			09/21/2023 14:04	10/02/2023 14:07



Dates Report

<http://www.teklabinc.com/>

Client: ERM

Work Order: 23091500

Client Project: 0599247

Report Date: 30-Oct-23

Sample ID	Client Sample ID	Collection Date	Received Date	Prep Date/Time	Analysis Date/Time
	Test Name				
23091500-009A	APW-09-WG-20230920	09/20/2023 14:00	09/21/2023 9:45		
	Standard Methods 2540 C (Total) 1997, 2011				09/22/2023 11:08
	SW-846 9036 (Total)				09/22/2023 19:20
	SW-846 9040B, Laboratory Analyzed				09/27/2023 14:56
	SW-846 9214 (Total)				09/26/2023 11:33
	SW-846 9251 (Total)				09/22/2023 19:19
23091500-009B	APW-09-WG-20230920	09/20/2023 14:00	09/21/2023 9:45		
	EPA 903.0/904.0, Radium 226/228				10/13/2023 14:22
23091500-009C	APW-09-WG-20230920	09/20/2023 14:00	09/21/2023 9:45		
	SW-846 3005A, 6020A, Metals by ICPMS (Total)			09/21/2023 18:37	09/26/2023 0:47
	SW-846 3005A, 6020A, Metals by ICPMS (Total)			09/21/2023 18:37	09/27/2023 0:53
	SW-846 3005A, 6020A, Metals by ICPMS (Total)			09/21/2023 18:37	09/27/2023 19:13
	SW-846 3005A, 6020A, Metals by ICPMS (Total)			09/21/2023 18:37	09/28/2023 10:31
	SW-846 7470A (Total)			09/26/2023 8:27	09/26/2023 15:33
23091500-009D	APW-09-WG-20230920	09/20/2023 14:00	09/21/2023 9:45		
	SW-846 3005A, 6020A, Metals by ICPMS (Dissolved)			09/21/2023 14:04	09/25/2023 21:13
	SW-846 3005A, 6020A, Metals by ICPMS (Dissolved)			09/21/2023 14:04	09/29/2023 15:58
	SW-846 3005A, 6020A, Metals by ICPMS (Dissolved)			09/21/2023 14:04	10/02/2023 15:17
23091500-010A	APW-02-WG-20230920	09/20/2023 12:30	09/21/2023 9:45		
	Standard Methods 2540 C (Total) 1997, 2011				09/22/2023 11:09
	SW-846 9036 (Total)				09/22/2023 19:49
	SW-846 9040B, Laboratory Analyzed				09/27/2023 14:58
	SW-846 9214 (Total)				09/26/2023 11:35
	SW-846 9251 (Total)				09/22/2023 19:43
23091500-010B	APW-02-WG-20230920	09/20/2023 12:30	09/21/2023 9:45		
	EPA 903.0/904.0, Radium 226/228				10/13/2023 14:22
23091500-010C	APW-02-WG-20230920	09/20/2023 12:30	09/21/2023 9:45		
	SW-846 3005A, 6020A, Metals by ICPMS (Total)			09/21/2023 18:37	09/26/2023 0:53
	SW-846 3005A, 6020A, Metals by ICPMS (Total)			09/21/2023 18:37	09/27/2023 0:59
	SW-846 3005A, 6020A, Metals by ICPMS (Total)			09/21/2023 18:37	09/27/2023 19:19
	SW-846 3005A, 6020A, Metals by ICPMS (Total)			09/21/2023 18:37	09/28/2023 10:35
	SW-846 7470A (Total)			09/26/2023 8:27	09/26/2023 15:35
23091500-010D	APW-02-WG-20230920	09/20/2023 12:30	09/21/2023 9:45		
	SW-846 3005A, 6020A, Metals by ICPMS (Dissolved)			09/21/2023 14:04	09/25/2023 21:19
	SW-846 3005A, 6020A, Metals by ICPMS (Dissolved)			09/21/2023 14:04	09/29/2023 16:04
	SW-846 3005A, 6020A, Metals by ICPMS (Dissolved)			09/21/2023 14:04	10/02/2023 15:23



Dates Report

<http://www.teklabinc.com/>

Client: ERM

Work Order: 23091500

Client Project: 0599247

Report Date: 30-Oct-23

Sample ID	Client Sample ID	Collection Date	Received Date	Prep Date/Time	Analysis Date/Time
	Test Name				
23091500-011A	APW-01R-WG-20230920	09/20/2023 15:10	09/21/2023 9:45		
	Standard Methods 2540 C (Total) 1997, 2011				09/22/2023 11:09
	SW-846 9036 (Total)				09/29/2023 16:21
	SW-846 9040B, Laboratory Analyzed				09/28/2023 9:40
	SW-846 9214 (Total)				09/26/2023 11:36
	SW-846 9251 (Total)				09/22/2023 19:51
23091500-011B	APW-01R-WG-20230920	09/20/2023 15:10	09/21/2023 9:45		
	EPA 903.0/904.0, Radium 226/228				10/13/2023 14:22
23091500-011C	APW-01R-WG-20230920	09/20/2023 15:10	09/21/2023 9:45		
	SW-846 3005A, 6020A, Metals by ICPMS (Total)			09/21/2023 18:37	09/26/2023 0:58
	SW-846 3005A, 6020A, Metals by ICPMS (Total)			09/21/2023 18:37	09/27/2023 1:10
	SW-846 3005A, 6020A, Metals by ICPMS (Total)			09/21/2023 18:37	09/27/2023 19:35
	SW-846 3005A, 6020A, Metals by ICPMS (Total)			09/21/2023 18:37	09/28/2023 11:29
	SW-846 7470A (Total)			09/26/2023 8:27	09/26/2023 15:38
23091500-011D	APW-01R-WG-20230920	09/20/2023 15:10	09/21/2023 9:45		
	SW-846 3005A, 6020A, Metals by ICPMS (Dissolved)			09/21/2023 14:04	09/25/2023 21:25
	SW-846 3005A, 6020A, Metals by ICPMS (Dissolved)			09/21/2023 14:04	09/29/2023 17:14
	SW-846 3005A, 6020A, Metals by ICPMS (Dissolved)			09/21/2023 14:04	10/02/2023 15:30
23091500-012A	APW-04-WG-20230920	09/20/2023 16:10	09/21/2023 9:45		
	Standard Methods 2540 C (Total) 1997, 2011				09/22/2023 11:10
	SW-846 9036 (Total)				09/27/2023 13:00
	SW-846 9040B, Laboratory Analyzed				09/28/2023 9:43
	SW-846 9214 (Total)				09/26/2023 11:38
	SW-846 9251 (Total)				09/22/2023 20:02
23091500-012B	APW-04-WG-20230920	09/20/2023 16:10	09/21/2023 9:45		
	EPA 903.0/904.0, Radium 226/228				10/13/2023 14:22
23091500-012C	APW-04-WG-20230920	09/20/2023 16:10	09/21/2023 9:45		
	SW-846 3005A, 6020A, Metals by ICPMS (Total)			09/21/2023 18:37	09/26/2023 1:55
	SW-846 3005A, 6020A, Metals by ICPMS (Total)			09/21/2023 18:37	09/27/2023 1:04
	SW-846 3005A, 6020A, Metals by ICPMS (Total)			09/21/2023 18:37	09/27/2023 19:24
	SW-846 3005A, 6020A, Metals by ICPMS (Total)			09/21/2023 18:37	09/28/2023 10:39
	SW-846 7470A (Total)			09/26/2023 8:27	09/26/2023 15:40
23091500-012D	APW-04-WG-20230920	09/20/2023 16:10	09/21/2023 9:45		
	SW-846 3005A, 6020A, Metals by ICPMS (Dissolved)			09/21/2023 14:04	09/25/2023 20:04
	SW-846 3005A, 6020A, Metals by ICPMS (Dissolved)			09/21/2023 14:04	09/29/2023 17:46
	SW-846 3005A, 6020A, Metals by ICPMS (Dissolved)			09/21/2023 14:04	10/02/2023 15:49



Dates Report

<http://www.teklabinc.com/>

Client: ERM

Work Order: 23091500

Client Project: 0599247

Report Date: 30-Oct-23

Sample ID	Client Sample ID	Collection Date	Received Date	Prep Date/Time	Analysis Date/Time
Test Name					
23091500-013A	EB-01-WQ-20230919	09/19/2023 8:40	09/21/2023 9:45		
	Standard Methods 2540 C (Total) 1997, 2011				09/21/2023 16:06
	SW-846 9036 (Total)				09/22/2023 20:36
	SW-846 9040B, Laboratory Analyzed				09/27/2023 15:03
	SW-846 9214 (Total)				09/26/2023 11:40
	SW-846 9251 (Total)				09/22/2023 20:37
23091500-013B	EB-01-WQ-20230919	09/19/2023 8:40	09/21/2023 9:45		
	EPA 903.0/904.0, Radium 226/228				10/13/2023 14:22
23091500-013C	EB-01-WQ-20230919	09/19/2023 8:40	09/21/2023 9:45		
	SW-846 3005A, 6020A, Metals by ICPMS (Total)			09/21/2023 18:37	09/26/2023 2:00
	SW-846 3005A, 6020A, Metals by ICPMS (Total)			09/21/2023 18:37	09/27/2023 2:12
	SW-846 3005A, 6020A, Metals by ICPMS (Total)			09/21/2023 18:37	09/27/2023 19:30
	SW-846 3005A, 6020A, Metals by ICPMS (Total)			09/21/2023 18:37	09/28/2023 10:44
	SW-846 7470A (Total)			09/26/2023 8:27	09/27/2023 9:48
23091500-013D	EB-01-WQ-20230919	09/19/2023 8:40	09/21/2023 9:45		
	SW-846 3005A, 6020A, Metals by ICPMS (Dissolved)			09/21/2023 14:04	09/25/2023 19:19
	SW-846 3005A, 6020A, Metals by ICPMS (Dissolved)			09/21/2023 14:04	09/29/2023 17:21
	SW-846 3005A, 6020A, Metals by ICPMS (Dissolved)			09/21/2023 14:04	10/02/2023 15:36
23091500-014A	DUP-01-WG-20230920	09/20/2023 0:01	09/21/2023 9:45		
	Standard Methods 2540 C (Total) 1997, 2011				09/22/2023 11:10
	SW-846 9036 (Total)				09/22/2023 20:50
	SW-846 9040B, Laboratory Analyzed				09/27/2023 15:00
	SW-846 9214 (Total)				09/26/2023 11:43
	SW-846 9251 (Total)				09/22/2023 20:45
23091500-014B	DUP-01-WG-20230920	09/20/2023 0:01	09/21/2023 9:45		
	EPA 903.0/904.0, Radium 226/228				10/13/2023 14:22
23091500-014C	DUP-01-WG-20230920	09/20/2023 0:01	09/21/2023 9:45		
	SW-846 3005A, 6020A, Metals by ICPMS (Total)			09/21/2023 18:38	09/23/2023 5:57
	SW-846 3005A, 6020A, Metals by ICPMS (Total)			09/21/2023 18:38	09/26/2023 7:25
	SW-846 3005A, 6020A, Metals by ICPMS (Total)			09/21/2023 18:38	09/28/2023 1:32
	SW-846 3005A, 6020A, Metals by ICPMS (Total)			09/21/2023 18:38	09/29/2023 14:42
	SW-846 3005A, 6020A, Metals by ICPMS (Total)			09/21/2023 18:38	10/02/2023 12:45
	SW-846 7470A (Total)			09/26/2023 8:27	09/27/2023 9:50
23091500-014D	DUP-01-WG-20230920	09/20/2023 0:01	09/21/2023 9:45		
	SW-846 3005A, 6020A, Metals by ICPMS (Dissolved)			09/21/2023 14:04	09/25/2023 19:26
	SW-846 3005A, 6020A, Metals by ICPMS (Dissolved)			09/21/2023 14:04	09/29/2023 17:27
	SW-846 3005A, 6020A, Metals by ICPMS (Dissolved)			09/21/2023 14:04	10/02/2023 15:42



Dates Report

<http://www.teklabinc.com/>

Client: ERM

Work Order: 23091500

Client Project: 0599247

Report Date: 30-Oct-23

Sample ID	Client Sample ID	Collection Date	Received Date	Prep Date/Time	Analysis Date/Time
Test Name					
23091500-015A	DUP-02-WG-20230920	09/20/2023 0:02	09/21/2023 9:45		
	Standard Methods 2540 C (Total) 1997, 2011				09/22/2023 11:31
	SW-846 9036 (Total)				09/22/2023 20:53
	SW-846 9040B, Laboratory Analyzed				09/27/2023 15:05
	SW-846 9214 (Total)				09/26/2023 11:46
	SW-846 9251 (Total)				09/22/2023 20:53
23091500-015B	DUP-02-WG-20230920	09/20/2023 0:02	09/21/2023 9:45		
	EPA 903.0/904.0, Radium 226/228				10/23/2023 14:46
23091500-015C	DUP-02-WG-20230920	09/20/2023 0:02	09/21/2023 9:45		
	SW-846 3005A, 6020A, Metals by ICPMS (Total)			09/21/2023 18:38	09/23/2023 5:35
	SW-846 3005A, 6020A, Metals by ICPMS (Total)			09/21/2023 18:38	09/26/2023 7:06
	SW-846 3005A, 6020A, Metals by ICPMS (Total)			09/21/2023 18:38	09/28/2023 1:26
	SW-846 3005A, 6020A, Metals by ICPMS (Total)			09/21/2023 18:38	09/29/2023 14:23
	SW-846 3005A, 6020A, Metals by ICPMS (Total)			09/21/2023 18:38	10/02/2023 12:38
	SW-846 7470A (Total)			09/27/2023 11:50	09/29/2023 9:48
23091500-015D	DUP-02-WG-20230920	09/20/2023 0:02	09/21/2023 9:45		
	SW-846 3005A, 6020A, Metals by ICPMS (Dissolved)			09/21/2023 14:04	09/25/2023 19:32
	SW-846 3005A, 6020A, Metals by ICPMS (Dissolved)			09/21/2023 14:04	09/29/2023 17:33
	SW-846 3005A, 6020A, Metals by ICPMS (Dissolved)			09/21/2023 14:04	10/02/2023 16:33



Quality Control Results

<http://www.teklabinc.com/>

Client: ERM

Work Order: 23091500

Client Project: 0599247

Report Date: 30-Oct-23

STANDARD METHODS 2540 C (TOTAL) 1997, 2011

Batch R336743		SampType: MBLK		Units mg/L							Date Analyzed
SampID: MBLK											
Analyses	Cert	RL	Qual	Result	Spike	SPK Ref Val	%REC	Low Limit	High Limit		
Total Dissolved Solids		20		< 20	16.00	0	0	-100	100	09/21/2023	
Total Dissolved Solids		20		< 20	16.00	0	0	-100	100	09/21/2023	

Batch R336743		SampType: LCS		Units mg/L							Date Analyzed
SampID: LCS											
Analyses	Cert	RL	Qual	Result	Spike	SPK Ref Val	%REC	Low Limit	High Limit		
Total Dissolved Solids		20		940	1000	0	94.0	90	110	09/21/2023	
Total Dissolved Solids		20		948	1000	0	94.8	90	110	09/21/2023	

Batch R336743		SampType: DUP		Units mg/L							RPD Limit 10	Date Analyzed
SampID: 23091500-001ADUP												
Analyses	Cert	RL	Qual	Result	Spike	SPK Ref Val	%REC	RPD Ref Val	%RPD			
Total Dissolved Solids		20		660				636.0	3.70	09/21/2023		

Batch R336815		SampType: MBLK		Units mg/L							Date Analyzed
SampID: MBLK											
Analyses	Cert	RL	Qual	Result	Spike	SPK Ref Val	%REC	Low Limit	High Limit		
Total Dissolved Solids		20		< 20	16.00	0	0	-100	100	09/22/2023	
Total Dissolved Solids		20		< 20	16.00	0	0	-100	100	09/22/2023	
Total Dissolved Solids		20		< 20	16.00	0	0	-100	100	09/22/2023	

Batch R336815		SampType: LCS		Units mg/L							Date Analyzed
SampID: LCS											
Analyses	Cert	RL	Qual	Result	Spike	SPK Ref Val	%REC	Low Limit	High Limit		
Total Dissolved Solids		20		950	1000	0	95.0	90	110	09/22/2023	
Total Dissolved Solids		20		964	1000	0	96.4	90	110	09/22/2023	
Total Dissolved Solids		20		962	1000	0	96.2	90	110	09/22/2023	

Batch R336815		SampType: DUP		Units mg/L							RPD Limit 10	Date Analyzed
SampID: 23091500-006ADUP												
Analyses	Cert	RL	Qual	Result	Spike	SPK Ref Val	%REC	RPD Ref Val	%RPD			
Total Dissolved Solids		50		585				565.0	3.48	09/22/2023		



Quality Control Results

<http://www.teklabinc.com/>

Client: ERM

Work Order: 23091500

Client Project: 0599247

Report Date: 30-Oct-23

STANDARD METHODS 2540 C (TOTAL) 1997, 2011

Batch R336815		SampType: DUP		Units mg/L				RPD Limit 10			Date Analyzed
SampID: 23091500-015ADUP											
Analyses	Cert	RL	Qual	Result	Spike	SPK Ref Val	%REC	RPD Ref Val	%RPD	Date Analyzed	
Total Dissolved Solids		20		380				386.0	1.57	09/22/2023	

SW-846 9036 (TOTAL)

Batch R336796		SampType: MBLK		Units mg/L				Low Limit		High Limit		Date Analyzed
SampID: ICB/MBLK												
Analyses	Cert	RL	Qual	Result	Spike	SPK Ref Val	%REC	Low Limit	High Limit	Date Analyzed		
Sulfate		10		< 10	6.140	0	0	-100	100	09/22/2023		

Batch R336796		SampType: MBLK		Units mg/L				Low Limit		High Limit		Date Analyzed
SampID: MB-R336796												
Analyses	Cert	RL	Qual	Result	Spike	SPK Ref Val	%REC	Low Limit	High Limit	Date Analyzed		
Sulfate		10		< 10	6.140	0	0	-100	100	09/22/2023		

Batch R336796		SampType: LCS		Units mg/L				Low Limit		High Limit		Date Analyzed
SampID: ICV/LCS												
Analyses	Cert	RL	Qual	Result	Spike	SPK Ref Val	%REC	Low Limit	High Limit	Date Analyzed		
Sulfate		10		18	20.00	0	90.1	90	110	09/22/2023		

Batch R336796		SampType: LCS		Units mg/L				Low Limit		High Limit		Date Analyzed
SampID: LCS-R336796												
Analyses	Cert	RL	Qual	Result	Spike	SPK Ref Val	%REC	Low Limit	High Limit	Date Analyzed		
Sulfate		10		18	20.00	0	90.1	90	110	09/22/2023		

Batch R336796		SampType: MS		Units mg/L				Low Limit		High Limit		Date Analyzed
SampID: 23091500-004AMS												
Analyses	Cert	RL	Qual	Result	Spike	SPK Ref Val	%REC	Low Limit	High Limit	Date Analyzed		
Sulfate		10	S	12	20.00	0	60.6	85	115	09/22/2023		

Batch R336796		SampType: MSD		Units mg/L				RPD Limit 10			Date Analyzed
SampID: 23091500-004AMSD											
Analyses	Cert	RL	Qual	Result	Spike	SPK Ref Val	%REC	RPD Ref Val	%RPD	Date Analyzed	
Sulfate		10	S	13	20.00	0	63.8	12.11	5.15	09/22/2023	



Quality Control Results

<http://www.teklabinc.com/>

Client: ERM

Work Order: 23091500

Client Project: 0599247

Report Date: 30-Oct-23

SW-846 9036 (TOTAL)

Batch R336910		SampType: MBLK		Units mg/L							
SampID: ICB/MBLK											
Analyses	Cert	RL	Qual	Result	Spike	SPK Ref Val	%REC	Low Limit	High Limit	Date Analyzed	
Sulfate		10		< 10	6.140	0	0	-100	100	09/26/2023	

Batch R336910		SampType: MBLK		Units mg/L							
SampID: MB-R336910											
Analyses	Cert	RL	Qual	Result	Spike	SPK Ref Val	%REC	Low Limit	High Limit	Date Analyzed	
Sulfate		10		< 10	7.620	0	0	-100	100	09/26/2023	

Batch R336910		SampType: LCS		Units mg/L							
SampID: ICV/LCS											
Analyses	Cert	RL	Qual	Result	Spike	SPK Ref Val	%REC	Low Limit	High Limit	Date Analyzed	
Sulfate		10		18	20.00	0	90.5	90	110	09/26/2023	

Batch R336910		SampType: LCS		Units mg/L							
SampID: LCS-R336910											
Analyses	Cert	RL	Qual	Result	Spike	SPK Ref Val	%REC	Low Limit	High Limit	Date Analyzed	
Sulfate		10		18	20.00	0	90.5	90	110	09/26/2023	

Batch R337008		SampType: MBLK		Units mg/L							
SampID: ICB/MBLK											
Analyses	Cert	RL	Qual	Result	Spike	SPK Ref Val	%REC	Low Limit	High Limit	Date Analyzed	
Sulfate		10		< 10	6.140	0	0	-100	100	09/27/2023	

Batch R337008		SampType: MBLK		Units mg/L							
SampID: MB-R337008											
Analyses	Cert	RL	Qual	Result	Spike	SPK Ref Val	%REC	Low Limit	High Limit	Date Analyzed	
Sulfate		10		< 10	6.140	0	0	-100	100	09/27/2023	

Batch R337008		SampType: LCS		Units mg/L							
SampID: ICV/LCS											
Analyses	Cert	RL	Qual	Result	Spike	SPK Ref Val	%REC	Low Limit	High Limit	Date Analyzed	
Sulfate		10		19	20.00	0	93.6	90	110	09/27/2023	

Batch R337008		SampType: LCS		Units mg/L							
SampID: LCS-R337008											
Analyses	Cert	RL	Qual	Result	Spike	SPK Ref Val	%REC	Low Limit	High Limit	Date Analyzed	
Sulfate		10		19	20.00	0	93.6	90	110	09/27/2023	



Quality Control Results

<http://www.teklabinc.com/>

Client: ERM

Work Order: 23091500

Client Project: 0599247

Report Date: 30-Oct-23

SW-846 9036 (TOTAL)

Batch R337008		SampType: MS		Units mg/L							Date Analyzed
SampID: 23091500-012AMS											
Analyses	Cert	RL	Qual	Result	Spike	SPK Ref Val	%REC	Low Limit	High Limit		
Sulfate		20	E	103	40.00	66.47	92.1	85	115	09/27/2023	

Batch R337008		SampType: MSD		Units mg/L							RPD Limit 10	Date Analyzed
SampID: 23091500-012AMSD												
Analyses	Cert	RL	Qual	Result	Spike	SPK Ref Val	%REC	RPD Ref Val	%RPD			
Sulfate		20	E	105	40.00	66.47	96.3	103.3	1.63	09/27/2023		

Batch R337145		SampType: MBLK		Units mg/L							Date Analyzed
SampID: ICB/MBLK											
Analyses	Cert	RL	Qual	Result	Spike	SPK Ref Val	%REC	Low Limit	High Limit		
Sulfate		10		< 10	6.280	0	100.0	-100	100	09/29/2023	

Batch R337145		SampType: MBLK		Units mg/L							Date Analyzed
SampID: MB-R337145											
Analyses	Cert	RL	Qual	Result	Spike	SPK Ref Val	%REC	Low Limit	High Limit		
Sulfate		10		< 10	6.280	0	100.0	-100	100	09/29/2023	

Batch R337145		SampType: LCS		Units mg/L							Date Analyzed
SampID: ICV/LCS											
Analyses	Cert	RL	Qual	Result	Spike	SPK Ref Val	%REC	Low Limit	High Limit		
Sulfate		10		19	20.00	0	92.8	90	110	09/29/2023	

Batch R337145		SampType: LCS		Units mg/L							Date Analyzed
SampID: LCS-R337145											
Analyses	Cert	RL	Qual	Result	Spike	SPK Ref Val	%REC	Low Limit	High Limit		
Sulfate		10		19	20.00	0	92.8	90	110	09/29/2023	

SW-846 9040B, LABORATORY ANALYZED

Batch R336927		SampType: LCS		Units							Date Analyzed
SampID: LCS											
Analyses	Cert	RL	Qual	Result	Spike	SPK Ref Val	%REC	Low Limit	High Limit		
Lab pH		1.00		6.99	7.000	0	99.9	99.29	100.7	09/27/2023	



Quality Control Results

<http://www.teklabinc.com/>

Client: ERM

Work Order: 23091500

Client Project: 0599247

Report Date: 30-Oct-23

SW-846 9040B, LABORATORY ANALYZED

Batch R336927		SampType: DUP		Units		RPD Limit 10				Date Analyzed
SampID: 23091500-001ADUP										
Analyses	Cert	RL	Qual	Result	Spike	SPK Ref Val	%REC	RPD Ref Val	%RPD	
Lab pH		1.00	H	7.84				7.840	0.00	09/27/2023

Batch R336927		SampType: DUP		Units		RPD Limit 10				Date Analyzed
SampID: 23091500-002ADUP										
Analyses	Cert	RL	Qual	Result	Spike	SPK Ref Val	%REC	RPD Ref Val	%RPD	
Lab pH		1.00	H	7.17				7.160	0.14	09/27/2023

Batch R336927		SampType: DUP		Units		RPD Limit 10				Date Analyzed
SampID: 23091500-003ADUP										
Analyses	Cert	RL	Qual	Result	Spike	SPK Ref Val	%REC	RPD Ref Val	%RPD	
Lab pH		1.00	H	6.95				6.940	0.14	09/27/2023

Batch R336927		SampType: DUP		Units		RPD Limit 10				Date Analyzed
SampID: 23091500-004ADUP										
Analyses	Cert	RL	Qual	Result	Spike	SPK Ref Val	%REC	RPD Ref Val	%RPD	
Lab pH		1.00	H	7.18				7.170	0.14	09/27/2023

Batch R336927		SampType: DUP		Units		RPD Limit 10				Date Analyzed
SampID: 23091500-005ADUP										
Analyses	Cert	RL	Qual	Result	Spike	SPK Ref Val	%REC	RPD Ref Val	%RPD	
Lab pH		1.00	H	7.21				7.220	0.14	09/27/2023

Batch R336927		SampType: DUP		Units		RPD Limit 10				Date Analyzed
SampID: 23091500-006ADUP										
Analyses	Cert	RL	Qual	Result	Spike	SPK Ref Val	%REC	RPD Ref Val	%RPD	
Lab pH		1.00	H	7.23				7.210	0.28	09/27/2023

Batch R336927		SampType: DUP		Units		RPD Limit 10				Date Analyzed
SampID: 23091500-007ADUP										
Analyses	Cert	RL	Qual	Result	Spike	SPK Ref Val	%REC	RPD Ref Val	%RPD	
Lab pH		1.00	H	7.30				7.300	0.00	09/27/2023

Batch R336927		SampType: DUP		Units		RPD Limit 10				Date Analyzed
SampID: 23091500-008ADUP										
Analyses	Cert	RL	Qual	Result	Spike	SPK Ref Val	%REC	RPD Ref Val	%RPD	
Lab pH		1.00	H	7.36				7.360	0.00	09/27/2023



Quality Control Results

<http://www.teklabinc.com/>

Client: ERM

Work Order: 23091500

Client Project: 0599247

Report Date: 30-Oct-23

SW-846 9040B, LABORATORY ANALYZED

Batch R336927		SampType: DUP		Units		RPD Limit 10				Date Analyzed
SampID: 23091500-009ADUP										
Analyses	Cert	RL	Qual	Result	Spike	SPK Ref Val	%REC	RPD Ref Val	%RPD	
Lab pH		1.00	H	7.55				7.560	0.13	09/27/2023

Batch R336927		SampType: DUP		Units		RPD Limit 10				Date Analyzed
SampID: 23091500-010ADUP										
Analyses	Cert	RL	Qual	Result	Spike	SPK Ref Val	%REC	RPD Ref Val	%RPD	
Lab pH		1.00	H	7.16				7.150	0.14	09/27/2023

Batch R336927		SampType: DUP		Units		RPD Limit 10				Date Analyzed
SampID: 23091500-013ADUP										
Analyses	Cert	RL	Qual	Result	Spike	SPK Ref Val	%REC	RPD Ref Val	%RPD	
Lab pH		1.00	H	5.48				5.500	0.36	09/27/2023

Batch R336927		SampType: DUP		Units		RPD Limit 10				Date Analyzed
SampID: 23091500-014ADUP										
Analyses	Cert	RL	Qual	Result	Spike	SPK Ref Val	%REC	RPD Ref Val	%RPD	
Lab pH		1.00	H	7.36				7.360	0.00	09/27/2023

Batch R336927		SampType: DUP		Units		RPD Limit 10				Date Analyzed
SampID: 23091500-015ADUP										
Analyses	Cert	RL	Qual	Result	Spike	SPK Ref Val	%REC	RPD Ref Val	%RPD	
Lab pH		1.00	H	7.67				7.650	0.26	09/27/2023

Batch R336991		SampType: LCS		Units						Date Analyzed
SampID: LCS										
Analyses	Cert	RL	Qual	Result	Spike	SPK Ref Val	%REC	Low Limit	High Limit	
Lab pH		1.00		6.99	7.000	0	99.9	99.29	100.7	09/28/2023

Batch R336991		SampType: DUP		Units		RPD Limit 10				Date Analyzed
SampID: 23091500-011ADUP										
Analyses	Cert	RL	Qual	Result	Spike	SPK Ref Val	%REC	RPD Ref Val	%RPD	
Lab pH		1.00	H	6.68				6.660	0.30	09/28/2023

Batch R336991		SampType: DUP		Units		RPD Limit 10				Date Analyzed
SampID: 23091500-012ADUP										
Analyses	Cert	RL	Qual	Result	Spike	SPK Ref Val	%REC	RPD Ref Val	%RPD	
Lab pH		1.00	H	7.59				7.560	0.40	09/28/2023



Quality Control Results

<http://www.teklabinc.com/>

Client: ERM

Work Order: 23091500

Client Project: 0599247

Report Date: 30-Oct-23

SW-846 9214 (TOTAL)

Batch R336875		SampType: MBLK		Units mg/L							
SampID: MBLK											
Analyses	Cert	RL	Qual	Result	Spike	SPK Ref Val	%REC	Low Limit	High Limit	Date Analyzed	
Fluoride		0.10		< 0.10	0.0500	0	0	-100	100	09/26/2023	

Batch R336875		SampType: LCS		Units mg/L							
SampID: LCS											
Analyses	Cert	RL	Qual	Result	Spike	SPK Ref Val	%REC	Low Limit	High Limit	Date Analyzed	
Fluoride		0.10		1.03	1.000	0	103.3	90	110	09/26/2023	

Batch R336875		SampType: MS		Units mg/L							
SampID: 23091500-007AMS											
Analyses	Cert	RL	Qual	Result	Spike	SPK Ref Val	%REC	Low Limit	High Limit	Date Analyzed	
Fluoride		0.10		2.25	2.000	0.2180	101.5	75	125	09/26/2023	

Batch R336875		SampType: MSD		Units mg/L							
SampID: 23091500-007AMSD											
Analyses	Cert	RL	Qual	Result	Spike	SPK Ref Val	%REC	RPD Ref Val	%RPD	Date Analyzed	
Fluoride		0.10		2.23	2.000	0.2180	100.7	2.247	0.67	09/26/2023	

Batch R336875		SampType: MS		Units mg/L							
SampID: 23091500-015AMS											
Analyses	Cert	RL	Qual	Result	Spike	SPK Ref Val	%REC	Low Limit	High Limit	Date Analyzed	
Fluoride		0.10		2.36	2.000	0.1890	108.4	75	125	09/26/2023	

Batch R336875		SampType: MSD		Units mg/L							
SampID: 23091500-015AMSD											
Analyses	Cert	RL	Qual	Result	Spike	SPK Ref Val	%REC	RPD Ref Val	%RPD	Date Analyzed	
Fluoride		0.10		2.24	2.000	0.1890	102.6	2.358	5.09	09/26/2023	

SW-846 9251 (TOTAL)

Batch R336801		SampType: MBLK		Units mg/L							
SampID: ICB/MBLK											
Analyses	Cert	RL	Qual	Result	Spike	SPK Ref Val	%REC	Low Limit	High Limit	Date Analyzed	
Chloride		4		< 4	0.5000	0	0	-100	100	09/22/2023	



Quality Control Results

<http://www.teklabinc.com/>

Client: ERM

Work Order: 23091500

Client Project: 0599247

Report Date: 30-Oct-23

SW-846 9251 (TOTAL)

Batch R336801		SampType: LCS		Units mg/L							
SampID: ICV/LCS											
Analyses	Cert	RL	Qual	Result	Spike	SPK Ref Val	%REC	Low Limit	High Limit	Date Analyzed	
Chloride		4		19	20.00	0	93.4	90	110	09/22/2023	

Batch R336801		SampType: MS		Units mg/L							
SampID: 23091500-004AMS											
Analyses	Cert	RL	Qual	Result	Spike	SPK Ref Val	%REC	Low Limit	High Limit	Date Analyzed	
Chloride		4		33	20.00	14.98	87.7	85	115	09/22/2023	

Batch R336801		SampType: MSD		Units mg/L							
SampID: 23091500-004AMSD											
										RPD Limit 15	
Analyses	Cert	RL	Qual	Result	Spike	SPK Ref Val	%REC	RPD Ref Val	%RPD	Date Analyzed	
Chloride		4		33	20.00	14.98	89.0	32.52	0.80	09/22/2023	

Batch R336801		SampType: MS		Units mg/L							
SampID: 23091500-012AMS											
Analyses	Cert	RL	Qual	Result	Spike	SPK Ref Val	%REC	Low Limit	High Limit	Date Analyzed	
Chloride		4		27	20.00	9.220	90.3	85	115	09/22/2023	

Batch R336801		SampType: MSD		Units mg/L							
SampID: 23091500-012AMSD											
										RPD Limit 15	
Analyses	Cert	RL	Qual	Result	Spike	SPK Ref Val	%REC	RPD Ref Val	%RPD	Date Analyzed	
Chloride		4		28	20.00	9.220	94.3	27.28	2.89	09/22/2023	

Batch R336945		SampType: MBLK		Units mg/L							
SampID: ICB/MBLK											
Analyses	Cert	RL	Qual	Result	Spike	SPK Ref Val	%REC	Low Limit	High Limit	Date Analyzed	
Chloride		4		< 4	0.5000	0	0	-100	100	09/26/2023	

Batch R336945		SampType: LCS		Units mg/L							
SampID: ICV/LCS											
Analyses	Cert	RL	Qual	Result	Spike	SPK Ref Val	%REC	Low Limit	High Limit	Date Analyzed	
Chloride		4		21	20.00	0	105.2	90	110	09/26/2023	

Batch R337023		SampType: MBLK		Units mg/L							
SampID: ICB/MBLK											
Analyses	Cert	RL	Qual	Result	Spike	SPK Ref Val	%REC	Low Limit	High Limit	Date Analyzed	
Chloride		4		< 4	0.5000	0	0	-100	100	09/27/2023	



Quality Control Results

<http://www.teklabinc.com/>

Client: ERM

Work Order: 23091500

Client Project: 0599247

Report Date: 30-Oct-23

SW-846 9251 (TOTAL)

Batch R337023		SampType: LCS		Units mg/L							
SampID: ICV/LCS											
Analyses	Cert	RL	Qual	Result	Spike	SPK Ref Val	%REC	Low Limit	High Limit	Date Analyzed	
Chloride		4		20	20.00	0	99.6	90	110	09/27/2023	

Batch R337157		SampType: MBLK		Units mg/L							
SampID: ICB/MBLK											
Analyses	Cert	RL	Qual	Result	Spike	SPK Ref Val	%REC	Low Limit	High Limit	Date Analyzed	
Chloride		4		< 4	0.5000	0	0	-100	100	09/29/2023	

Batch R337157		SampType: LCS		Units mg/L							
SampID: ICV/LCS											
Analyses	Cert	RL	Qual	Result	Spike	SPK Ref Val	%REC	Low Limit	High Limit	Date Analyzed	
Chloride		4		20	20.00	0	100.0	90	110	09/29/2023	

SW-846 3005A, 6020A, METALS BY ICPMS (DISSOLVED)

Batch 212291		SampType: MBLK		Units mg/L							
SampID: MBLK-212291											
Analyses	Cert	RL	Qual	Result	Spike	SPK Ref Val	%REC	Low Limit	High Limit	Date Analyzed	
Antimony		0.0010		< 0.0010	0.0004	0	0	-100	100	09/25/2023	
Arsenic		0.0010		< 0.0010	0.0004	0	0	-100	100	09/25/2023	
Barium		0.0010		< 0.0010	0.0007	0	0	-100	100	09/25/2023	
Beryllium		0.0010		< 0.0010	0.0002	0	0	-100	100	09/25/2023	
Boron		0.0250		< 0.0250	0.0093	0	0	-100	100	09/25/2023	
Cadmium		0.0010		< 0.0010	0.0001	0	0	-100	100	09/25/2023	
Calcium		0.125		< 0.125	0.0700	0	0	-100	100	09/25/2023	
Chromium		0.0015		< 0.0015	0.0007	0	0	-100	100	09/25/2023	
Cobalt		0.0010		< 0.0010	0.0001	0	0	-100	100	09/25/2023	
Lead		0.0010		< 0.0010	0.0006	0	0	-100	100	09/25/2023	
Lithium	*	0.0030		< 0.0030	0.0015	0	0	-100	100	09/25/2023	
Molybdenum	*	0.0015		< 0.0015	0.0006	0	0	-100	100	09/25/2023	
Selenium		0.0010		< 0.0010	0.0006	0	0	-100	100	09/25/2023	
Thallium		0.0020		< 0.0020	0.0010	0	0	-100	100	09/25/2023	



Quality Control Results

<http://www.teklabinc.com/>

Client: ERM

Work Order: 23091500

Client Project: 0599247

Report Date: 30-Oct-23

SW-846 3005A, 6020A, METALS BY ICPMS (DISSOLVED)

Batch 212291 SampType: LCS Units mg/L

SampID: LCS-212291

Analyses	Cert	RL	Qual	Result	Spike	SPK Ref Val	%REC	Low Limit	High Limit	Date Analyzed
Antimony		0.0010		0.492	0.5000	0	98.5	80	120	09/25/2023
Arsenic		0.0010		0.477	0.5000	0	95.4	80	120	09/25/2023
Barium		0.0010		2.00	2.000	0	100.2	80	120	09/25/2023
Beryllium		0.0010		0.0476	0.0500	0	95.3	80	120	10/02/2023
Boron		0.0250		0.502	0.5000	0	100.5	80	120	09/25/2023
Cadmium		0.0010		0.0487	0.0500	0	97.3	80	120	09/25/2023
Calcium		0.125		2.47	2.500	0	99.0	80	120	09/29/2023
Chromium		0.0015		0.199	0.2000	0	99.6	80	120	09/25/2023
Cobalt		0.0010		0.510	0.5000	0	102.0	80	120	09/25/2023
Lead		0.0010		0.520	0.5000	0	104.0	80	120	09/25/2023
Lithium	*	0.0030		0.497	0.5000	0	99.4	80	120	10/02/2023
Molybdenum	*	0.0015		0.476	0.5000	0	95.1	80	120	09/25/2023
Selenium		0.0010		0.434	0.5000	0	86.9	80	120	09/25/2023
Thallium		0.0020		0.245	0.2500	0	98.0	80	120	09/25/2023

Batch 212291 SampType: MS Units mg/L

SampID: 23091500-002DMS

Analyses	Cert	RL	Qual	Result	Spike	SPK Ref Val	%REC	Low Limit	High Limit	Date Analyzed
Antimony		0.0010		0.508	0.5000	0	101.6	75	125	09/25/2023
Arsenic		0.0010		0.518	0.5000	0.001392	103.2	75	125	09/25/2023
Barium		0.0010		2.28	2.000	0.2358	102.1	75	125	10/02/2023
Beryllium		0.0010		0.0516	0.0500	0	103.2	75	125	10/02/2023
Boron		0.0250		0.629	0.5000	0.1174	102.3	75	125	09/25/2023
Cadmium		0.0010		0.0503	0.0500	0	100.5	75	125	09/25/2023
Calcium		0.125	S	95.9	2.500	94.13	70.4	75	125	09/29/2023
Chromium		0.0015		0.205	0.2000	0	102.6	75	125	09/25/2023
Cobalt		0.0010		0.509	0.5000	0.0007075	101.6	75	125	09/25/2023
Lead		0.0010		0.524	0.5000	0	104.8	75	125	09/25/2023
Lithium	*	0.0030		0.539	0.5000	0.02205	103.4	75	125	10/02/2023
Molybdenum	*	0.0015		0.500	0.5000	0	100.0	75	125	09/25/2023
Selenium		0.0010		0.476	0.5000	0.01213	92.9	75	125	09/25/2023
Thallium		0.0020		0.251	0.2500	0	100.5	75	125	09/29/2023



Quality Control Results

<http://www.teklabinc.com/>

Client: ERM

Work Order: 23091500

Client Project: 0599247

Report Date: 30-Oct-23

SW-846 3005A, 6020A, METALS BY ICPMS (DISSOLVED)

Batch 212291		SampType: MSD		Units mg/L				RPD Limit 20		
SampID: 23091500-002DMSD										
Analyses	Cert	RL	Qual	Result	Spike	SPK Ref Val	%REC	RPD Ref Val	%RPD	Date Analyzed
Antimony		0.0010		0.440	0.5000	0	88.0	0.5079	14.32	09/25/2023
Arsenic		0.0010		0.472	0.5000	0.001392	94.2	0.5175	9.14	09/25/2023
Barium		0.0010		2.25	2.000	0.2358	100.8	2.277	1.12	10/02/2023
Beryllium		0.0010		0.0514	0.0500	0	102.8	0.05159	0.34	10/02/2023
Boron		0.0250		0.592	0.5000	0.1174	95.0	0.6287	5.95	09/25/2023
Cadmium		0.0010		0.0433	0.0500	0	86.6	0.05025	14.83	09/25/2023
Calcium		0.125	S	90.6	2.500	94.13	-140.5	95.89	5.65	09/29/2023
Chromium		0.0015		0.169	0.2000	0	84.3	0.2052	19.61	09/25/2023
Cobalt		0.0010		0.422	0.5000	0.0007075	84.2	0.5086	18.70	09/25/2023
Lead		0.0010		0.446	0.5000	0	89.3	0.5242	16.01	09/25/2023
Lithium	*	0.0030		0.533	0.5000	0.02205	102.3	0.5392	1.10	10/02/2023
Molybdenum	*	0.0015		0.437	0.5000	0	87.5	0.4998	13.32	09/25/2023
Selenium		0.0010		0.454	0.5000	0.01213	88.4	0.4765	4.82	09/25/2023
Thallium		0.0020		0.213	0.2500	0	85.2	0.2513	16.50	09/29/2023

Batch 212291		SampType: MS		Units mg/L						
SampID: 23091500-012DMS										
Analyses	Cert	RL	Qual	Result	Spike	SPK Ref Val	%REC	Low Limit	High Limit	Date Analyzed
Antimony		0.0010		0.495	0.5000	0	99.0	75	125	09/25/2023
Arsenic		0.0010		0.489	0.5000	0.001563	97.5	75	125	09/25/2023
Barium		0.0010		2.14	2.000	0.1383	100.3	75	125	09/25/2023
Beryllium		0.0010		0.0500	0.0500	0	100.0	75	125	10/02/2023
Boron		0.0250		1.06	0.5000	0.5910	93.8	75	125	09/25/2023
Cadmium		0.0010		0.0494	0.0500	0	98.8	75	125	09/25/2023
Calcium		0.125	S	105	2.500	101.4	148.5	75	125	09/29/2023
Chromium		0.0015		0.195	0.2000	0	97.3	75	125	09/25/2023
Cobalt		0.0010		0.494	0.5000	0.0001230	98.7	75	125	09/25/2023
Lead		0.0010		0.511	0.5000	0	102.2	75	125	09/25/2023
Lithium	*	0.0030		0.544	0.5000	0.04106	100.6	75	125	10/02/2023
Molybdenum	*	0.0015		0.520	0.5000	0.03666	96.6	75	125	09/25/2023
Selenium		0.0010		0.452	0.5000	0.009604	88.5	75	125	09/25/2023
Thallium		0.0020		0.255	0.2500	0	101.9	75	125	09/25/2023



Quality Control Results

<http://www.teklabinc.com/>

Client: ERM

Work Order: 23091500

Client Project: 0599247

Report Date: 30-Oct-23

SW-846 3005A, 6020A, METALS BY ICPMS (DISSOLVED)

Batch 212291		SampType: MSD		Units mg/L			RPD Limit 20			
SampID: 23091500-012DMSD										
Analyses	Cert	RL	Qual	Result	Spike	SPK Ref Val	%REC	RPD Ref Val	%RPD	Date Analyzed
Antimony		0.0010		0.506	0.5000	0	101.2	0.4952	2.19	09/25/2023
Arsenic		0.0010		0.480	0.5000	0.001563	95.7	0.4892	1.89	09/25/2023
Barium		0.0010		2.21	2.000	0.1383	103.4	2.144	2.88	09/25/2023
Beryllium		0.0010		0.0477	0.0500	0	95.3	0.04999	4.77	10/02/2023
Boron		0.0250		1.09	0.5000	0.5910	100.7	1.060	3.18	09/25/2023
Cadmium		0.0010		0.0496	0.0500	0	99.2	0.04938	0.40	09/25/2023
Calcium		0.125	S	102	2.500	101.4	38.9	105.1	2.64	09/29/2023
Chromium		0.0015		0.195	0.2000	0	97.7	0.1945	0.47	09/25/2023
Cobalt		0.0010		0.497	0.5000	0.0001230	99.3	0.4936	0.66	09/25/2023
Lead		0.0010		0.515	0.5000	0	103.0	0.5111	0.76	09/25/2023
Lithium	*	0.0030		0.534	0.5000	0.04106	98.7	0.5440	1.79	10/02/2023
Molybdenum	*	0.0015		0.524	0.5000	0.03666	97.4	0.5198	0.77	09/25/2023
Selenium		0.0010		0.445	0.5000	0.009604	87.2	0.4519	1.44	09/25/2023
Thallium		0.0020		0.257	0.2500	0	102.8	0.2547	0.93	09/25/2023

SW-846 3005A, 6020A, METALS BY ICPMS (TOTAL)

Batch 212304		SampType: MBLK		Units mg/L						
SampID: MBLK-212304										
Analyses	Cert	RL	Qual	Result	Spike	SPK Ref Val	%REC	Low Limit	High Limit	Date Analyzed
Antimony		0.0010		< 0.0010	0.0004	0	0	-100	100	09/26/2023
Arsenic		0.0010		< 0.0010	0.0004	0	0	-100	100	09/26/2023
Barium		0.0010		< 0.0010	0.0007	0	0	-100	100	09/26/2023
Beryllium		0.0010		< 0.0010	0.0002	0	0	-100	100	09/26/2023
Boron	*	0.0250		< 0.0250	0.0093	0	0	-100	100	09/28/2023
Cadmium		0.0010		< 0.0010	0.0001	0	0	-100	100	09/26/2023
Calcium	*	0.125		< 0.125	0.0700	0	0	-100	100	09/26/2023
Chromium		0.0015		< 0.0015	0.0007	0	0	-100	100	09/26/2023
Cobalt		0.0010		< 0.0010	0.0001	0	0	-100	100	09/26/2023
Lead		0.0010		< 0.0010	0.0006	0	0	-100	100	09/26/2023
Lithium	*	0.0030		< 0.0030	0.0015	0	0	-100	100	09/26/2023
Molybdenum	*	0.0015		< 0.0015	0.0006	0	0	-100	100	09/26/2023
Selenium		0.0010		< 0.0010	0.0006	0	0	-100	100	09/26/2023
Thallium		0.0020		< 0.0020	0.0010	0	0	-100	100	09/26/2023



Quality Control Results

<http://www.teklabinc.com/>

Client: ERM

Work Order: 23091500

Client Project: 0599247

Report Date: 30-Oct-23

SW-846 3005A, 6020A, METALS BY ICPMS (TOTAL)

Batch 212304 **SampType: LCS** Units mg/L

SampID: LCS-212304

Analyses	Cert	RL	Qual	Result	Spike	SPK Ref Val	%REC	Low Limit	High Limit	Date Analyzed
Antimony		0.0010		0.504	0.5000	0	100.9	85	115	09/26/2023
Arsenic		0.0010		0.517	0.5000	0	103.5	85	115	09/26/2023
Barium		0.0010		1.99	2.000	0	99.4	85	115	09/26/2023
Beryllium		0.0010		0.0509	0.0500	0	101.9	85	115	09/26/2023
Boron	*	0.0250		0.509	0.5000	0	101.8	85	115	09/28/2023
Cadmium		0.0010		0.0508	0.0500	0	101.7	85	115	09/26/2023
Calcium	*	0.125		2.32	2.500	0	92.7	85	115	09/26/2023
Chromium		0.0015		0.207	0.2000	0	103.7	85	115	09/26/2023
Cobalt		0.0010		0.535	0.5000	0	106.9	85	115	09/26/2023
Lead		0.0010		0.516	0.5000	0	103.2	85	115	09/26/2023
Lithium	*	0.0030		0.487	0.5000	0	97.5	85	115	09/28/2023
Lithium	*	0.0030		0.532	0.5000	0	106.3	85	115	09/26/2023
Molybdenum	*	0.0015		0.505	0.5000	0	101.0	85	115	09/26/2023
Selenium		0.0010		0.454	0.5000	0	90.8	85	115	09/26/2023
Thallium		0.0020		0.255	0.2500	0	101.9	85	115	09/26/2023

Batch 212304 **SampType: MS** Units mg/L

SampID: 23091500-001CMS

Analyses	Cert	RL	Qual	Result	Spike	SPK Ref Val	%REC	Low Limit	High Limit	Date Analyzed
Antimony		0.0010		0.501	0.5000	0	100.2	75	125	09/26/2023
Arsenic		0.0010		0.520	0.5000	0.001745	103.6	75	125	09/26/2023
Barium		0.0010		2.16	2.000	0.1367	100.9	75	125	09/26/2023
Beryllium		0.0010		0.0498	0.0500	0	99.5	75	125	09/26/2023
Boron		0.0250		4.70	0.5000	4.185	102.8	75	125	09/28/2023
Cadmium		0.0010		0.0494	0.0500	0	98.7	75	125	09/26/2023
Calcium		0.125	S	124	2.500	124.1	1.5	75	125	09/26/2023
Chromium		0.0015		0.199	0.2000	0.0008581	99.1	75	125	09/26/2023
Cobalt		0.0010		0.509	0.5000	0	101.7	75	125	09/26/2023
Lead		0.0010		0.521	0.5000	0	104.3	75	125	09/26/2023
Lithium	*	0.0030		0.534	0.5000	0.03125	100.6	75	125	09/26/2023
Molybdenum	*	0.0015		0.552	0.5000	0.05583	99.2	75	125	09/26/2023
Selenium		0.0010		0.462	0.5000	0	92.4	75	125	09/26/2023
Thallium		0.0020		0.255	0.2500	0	101.8	75	125	09/26/2023



Quality Control Results

<http://www.teklabinc.com/>

Client: ERM

Work Order: 23091500

Client Project: 0599247

Report Date: 30-Oct-23

SW-846 3005A, 6020A, METALS BY ICPMS (TOTAL)

Batch 212304		SampType: MSD		Units mg/L				RPD Limit 20			Date Analyzed
SampID: 23091500-001CMSD											
Analyses	Cert	RL	Qual	Result	Spike	SPK Ref Val	%REC	RPD Ref Val	%RPD	Date Analyzed	
Antimony		0.0010		0.501	0.5000	0	100.2	0.5011	0.01	09/26/2023	
Arsenic		0.0010		0.525	0.5000	0.001745	104.7	0.5198	1.09	09/26/2023	
Barium		0.0010		2.16	2.000	0.1367	100.9	2.156	0.01	09/26/2023	
Beryllium		0.0010		0.0500	0.0500	0	100.0	0.04977	0.49	09/26/2023	
Boron		0.0250	S	4.86	0.5000	4.185	135.0	4.699	3.37	09/28/2023	
Cadmium		0.0010		0.0492	0.0500	0	98.5	0.04937	0.25	09/26/2023	
Calcium		0.125	S	128	2.500	124.1	158.0	124.1	3.10	09/26/2023	
Chromium		0.0015		0.195	0.2000	0.0008581	97.0	0.1990	2.13	09/26/2023	
Cobalt		0.0010		0.492	0.5000	0	98.5	0.5087	3.25	09/26/2023	
Lead		0.0010		0.514	0.5000	0	102.7	0.5213	1.49	09/26/2023	
Lithium	*	0.0030		0.543	0.5000	0.03125	102.4	0.5344	1.67	09/26/2023	
Molybdenum	*	0.0015		0.540	0.5000	0.05583	96.8	0.5520	2.26	09/26/2023	
Selenium		0.0010		0.468	0.5000	0	93.6	0.4621	1.31	09/26/2023	
Thallium		0.0020		0.241	0.2500	0	96.3	0.2546	5.56	09/26/2023	

Batch 212304		SampType: MS		Units mg/L				RPD Limit 20		Date Analyzed
SampID: 23091500-011CMS										
Analyses	Cert	RL	Qual	Result	Spike	SPK Ref Val	%REC	Low Limit	High Limit	Date Analyzed
Antimony		0.0010		0.483	0.5000	0	96.7	75	125	09/27/2023
Arsenic		0.0010		0.497	0.5000	0.002886	98.9	75	125	09/27/2023
Barium		0.0010		2.26	2.000	0.2016	102.9	75	125	09/27/2023
Beryllium		0.0010		0.0522	0.0500	0	104.5	75	125	09/27/2023
Boron		0.0250		0.699	0.5000	0.1801	103.8	75	125	09/28/2023
Cadmium		0.0010		0.0497	0.0500	0	99.5	75	125	09/27/2023
Calcium		0.125	S	70.6	2.500	59.21	454.3	75	125	09/27/2023
Chromium		0.0015		0.214	0.2000	0.008548	102.6	75	125	09/27/2023
Cobalt		0.0010		0.504	0.5000	0.004115	100.0	75	125	09/27/2023
Lead		0.0010		0.504	0.5000	0.002599	100.4	75	125	09/27/2023
Lithium	*	0.0030		0.498	0.5000	0.01467	96.6	75	125	09/28/2023
Molybdenum	*	0.0015		0.482	0.5000	0.0007717	96.2	75	125	09/27/2023
Selenium		0.0010		0.465	0.5000	0.003654	92.3	75	125	09/27/2023
Thallium		0.0020		0.251	0.2500	0	100.5	75	125	09/27/2023



Quality Control Results

<http://www.teklabinc.com/>

Client: ERM

Work Order: 23091500

Client Project: 0599247

Report Date: 30-Oct-23

SW-846 3005A, 6020A, METALS BY ICPMS (TOTAL)

Batch 212304		SampType: MSD		Units mg/L			RPD Limit 20			
SampID: 23091500-011CMSD										
Analyses	Cert	RL	Qual	Result	Spike	SPK Ref Val	%REC	RPD Ref Val	%RPD	Date Analyzed
Antimony		0.0010		0.487	0.5000	0	97.4	0.4834	0.75	09/27/2023
Arsenic		0.0010		0.521	0.5000	0.002886	103.7	0.4975	4.70	09/27/2023
Barium		0.0010		2.25	2.000	0.2016	102.5	2.259	0.29	09/27/2023
Beryllium		0.0010		0.0524	0.0500	0	104.9	0.05225	0.38	09/27/2023
Boron		0.0250		0.748	0.5000	0.1801	113.6	0.6993	6.77	09/28/2023
Cadmium		0.0010		0.0514	0.0500	0	102.8	0.04975	3.26	09/27/2023
Calcium		0.125	S	70.9	2.500	59.21	465.9	70.57	0.41	09/27/2023
Chromium		0.0015		0.207	0.2000	0.008548	99.4	0.2137	2.99	09/27/2023
Cobalt		0.0010		0.499	0.5000	0.004115	98.9	0.5040	1.04	09/27/2023
Lead		0.0010		0.513	0.5000	0.002599	102.1	0.5045	1.72	09/27/2023
Lithium	*	0.0030		0.525	0.5000	0.01467	102.0	0.4978	5.24	09/28/2023
Molybdenum	*	0.0015		0.495	0.5000	0.0007717	98.8	0.4816	2.65	09/27/2023
Selenium		0.0010		0.486	0.5000	0.003654	96.5	0.4650	4.44	09/27/2023
Thallium		0.0020		0.246	0.2500	0	98.5	0.2512	2.02	09/27/2023

Batch 212305 SampType: MBLK Units mg/L

SampID: MBLK-212305										
Analyses	Cert	RL	Qual	Result	Spike	SPK Ref Val	%REC	Low Limit	High Limit	Date Analyzed
Antimony		0.0010		< 0.0010	0.0004	0	0	-100	100	09/23/2023
Arsenic		0.0010		< 0.0010	0.0004	0	0	-100	100	09/26/2023
Barium		0.0010		< 0.0010	0.0007	0	0	-100	100	09/23/2023
Beryllium		0.0010		< 0.0010	0.0002	0	0	-100	100	09/26/2023
Boron		0.0250		< 0.0250	0.0093	0	0	-100	100	09/29/2023
Cadmium		0.0010		< 0.0010	0.0001	0	0	-100	100	09/23/2023
Calcium	*	0.125		< 0.125	0.0700	0	0	-100	100	09/23/2023
Chromium		0.0015		< 0.0015	0.0007	0	0	-100	100	09/23/2023
Cobalt		0.0010		< 0.0010	0.0001	0	0	-100	100	09/26/2023
Lead		0.0010		< 0.0010	0.0006	0	0	-100	100	09/26/2023
Lithium	*	0.0030		< 0.0030	0.0015	0	0	-100	100	09/29/2023
Molybdenum	*	0.0015		< 0.0015	0.0006	0	0	-100	100	09/26/2023
Molybdenum	*	0.0015		< 0.0015	0.0006	0	0	-100	100	09/23/2023
Selenium		0.0010		< 0.0010	0.0006	0	0	-100	100	09/26/2023
Thallium		0.0020		< 0.0020	0.0010	0	0	-100	100	09/23/2023



Quality Control Results

<http://www.teklabinc.com/>

Client: ERM

Work Order: 23091500

Client Project: 0599247

Report Date: 30-Oct-23

SW-846 3005A, 6020A, METALS BY ICPMS (TOTAL)

Batch 212305 SampType: LCS Units mg/L
 SampID: LCS-212305

Analyses	Cert	RL	Qual	Result	Spike	SPK Ref Val	%REC	Low Limit	High Limit	Date Analyzed
Antimony		0.0010		0.475	0.5000	0	95.0	85	115	09/23/2023
Arsenic		0.0010		0.560	0.5000	0	111.9	85	115	09/26/2023
Barium		0.0010		1.96	2.000	0	97.9	85	115	09/23/2023
Beryllium		0.0010		0.0529	0.0500	0	105.8	85	115	09/26/2023
Boron		0.0250		0.535	0.5000	0	107.1	80	120	09/29/2023
Cadmium		0.0010		0.0475	0.0500	0	94.9	85	115	09/23/2023
Calcium		0.125		2.63	2.500	0	105.3	80	120	09/29/2023
Chromium		0.0015		0.188	0.2000	0	94.0	85	115	09/23/2023
Cobalt		0.0010		0.564	0.5000	0	112.9	85	115	09/26/2023
Lead		0.0010		0.516	0.5000	0	103.2	80	120	09/28/2023
Lead		0.0010	SE	0.591	0.5000	0	118.2	85	115	09/26/2023
Lithium	*	0.0030		0.541	0.5000	0	108.1	80	120	10/02/2023
Molybdenum	*	0.0015		0.475	0.5000	0	94.9	85	115	09/23/2023
Molybdenum	*	0.0015		0.542	0.5000	0	108.4	85	115	09/26/2023
Selenium		0.0010		0.509	0.5000	0	101.8	85	115	09/26/2023
Thallium		0.0020		0.244	0.2500	0	97.6	85	115	09/23/2023

Batch 212305 SampType: MS Units mg/L
 SampID: 23091500-014CMS

Analyses	Cert	RL	Qual	Result	Spike	SPK Ref Val	%REC	Low Limit	High Limit	Date Analyzed
Antimony		0.0010		0.479	0.5000	0	95.9	75	125	09/23/2023
Arsenic		0.0010		0.556	0.5000	0.002554	110.7	75	125	09/26/2023
Barium		0.0010		2.17	2.000	0.1579	100.4	75	125	09/23/2023
Beryllium		0.0010		0.0548	0.0500	0	109.6	75	125	09/26/2023
Boron		0.0250	S	9.34	0.5000	8.327	202.8	75	125	09/29/2023
Cadmium		0.0010		0.0477	0.0500	0	95.4	75	125	09/23/2023
Calcium		0.125	S	132	2.500	125.9	241.4	75	125	09/29/2023
Chromium		0.0015		0.211	0.2000	0.001567	104.7	75	125	10/02/2023
Cobalt		0.0010		0.567	0.5000	0.0003208	113.4	75	125	09/26/2023
Lead		0.0010		0.528	0.5000	0.002105	105.2	75	125	09/28/2023
Lithium	*	0.0030		0.585	0.5000	0.04248	108.5	75	125	10/02/2023
Molybdenum	*	0.0015		0.793	0.5000	0.2350	111.7	75	125	09/26/2023
Selenium		0.0010		0.499	0.5000	0	99.8	75	125	09/26/2023
Thallium		0.0020		0.247	0.2500	0	98.9	75	125	09/23/2023



Quality Control Results

<http://www.teklabinc.com/>

Client: ERM

Work Order: 23091500

Client Project: 0599247

Report Date: 30-Oct-23

SW-846 3005A, 6020A, METALS BY ICPMS (TOTAL)

Batch 212305		SampType: MSD		Units mg/L				RPD Limit 20			Date Analyzed
SampID: 23091500-014CMSD											
Analyses	Cert	RL	Qual	Result	Spike	SPK Ref Val	%REC	RPD Ref Val	%RPD	Date Analyzed	
Antimony		0.0010		0.500	0.5000	0	100.0	0.4795	4.23	09/23/2023	
Arsenic		0.0010		0.541	0.5000	0.002554	107.7	0.5563	2.73	09/26/2023	
Barium		0.0010		2.16	2.000	0.1579	99.9	2.166	0.46	09/23/2023	
Beryllium		0.0010		0.0561	0.0500	0	112.2	0.05478	2.35	09/26/2023	
Boron		0.0250	S	9.13	0.5000	8.327	160.2	9.342	2.31	09/29/2023	
Cadmium		0.0010		0.0490	0.0500	0	98.0	0.04770	2.71	09/23/2023	
Calcium		0.125		129	2.500	125.9	122.9	131.9	2.27	09/29/2023	
Chromium		0.0015		0.208	0.2000	0.001567	103.2	0.2110	1.39	10/02/2023	
Cobalt		0.0010		0.535	0.5000	0.0003208	107.0	0.5673	5.78	09/26/2023	
Lead		0.0010		0.526	0.5000	0.002105	104.8	0.5279	0.35	09/28/2023	
Lithium	*	0.0030		0.592	0.5000	0.04248	109.9	0.5848	1.25	10/02/2023	
Molybdenum	*	0.0015		0.787	0.5000	0.2350	110.5	0.7932	0.76	09/26/2023	
Selenium		0.0010		0.480	0.5000	0	96.1	0.4988	3.77	09/26/2023	
Thallium		0.0020		0.246	0.2500	0	98.4	0.2472	0.46	09/23/2023	

SW-846 7470A (TOTAL)

Batch 212412		SampType: MBLK		Units mg/L						Date Analyzed
SampID: MBLK-212412										
Analyses	Cert	RL	Qual	Result	Spike	SPK Ref Val	%REC	Low Limit	High Limit	Date Analyzed
Mercury		0.00020		< 0.00020	0.0001	0	0	-100	100	09/26/2023

Batch 212412		SampType: LCS		Units mg/L						Date Analyzed
SampID: LCS-212412										
Analyses	Cert	RL	Qual	Result	Spike	SPK Ref Val	%REC	Low Limit	High Limit	Date Analyzed
Mercury		0.00020		0.00505	0.0050	0	100.9	85	115	09/26/2023

Batch 212412		SampType: MS		Units mg/L						Date Analyzed
SampID: 23091500-012CMS										
Analyses	Cert	RL	Qual	Result	Spike	SPK Ref Val	%REC	Low Limit	High Limit	Date Analyzed
Mercury		0.00020		0.00521	0.0050	0	104.1	75	125	09/27/2023

Batch 212412		SampType: MSD		Units mg/L				RPD Limit 15			Date Analyzed
SampID: 23091500-012CMSD											
Analyses	Cert	RL	Qual	Result	Spike	SPK Ref Val	%REC	RPD Ref Val	%RPD	Date Analyzed	
Mercury		0.00020		0.00537	0.0050	0	107.4	0.005206	3.08	09/27/2023	



Quality Control Results

<http://www.teklabinc.com/>

Client: ERM

Work Order: 23091500

Client Project: 0599247

Report Date: 30-Oct-23

SW-846 7470A (TOTAL)

Batch 212516		SampType: MBLK		Units mg/L							
SampID: MBLK-212516											
Analyses	Cert	RL	Qual	Result	Spike	SPK Ref Val	%REC	Low Limit	High Limit	Date Analyzed	
Mercury		0.00020		< 0.00020	0.0001	0	0	-100	100	09/29/2023	

Batch 212516		SampType: LCS		Units mg/L							
SampID: LCS-212516											
Analyses	Cert	RL	Qual	Result	Spike	SPK Ref Val	%REC	Low Limit	High Limit	Date Analyzed	
Mercury		0.00020		0.00522	0.0050	0	104.3	85	115	09/29/2023	

Batch 212516		SampType: MS		Units mg/L							
SampID: 23091500-015CMS											
Analyses	Cert	RL	Qual	Result	Spike	SPK Ref Val	%REC	Low Limit	High Limit	Date Analyzed	
Mercury		0.00020		0.00518	0.0050	0	103.5	75	125	09/29/2023	

Batch 212516		SampType: MSD		Units mg/L						RPD Limit 15		Date Analyzed
SampID: 23091500-015CMSD												
Analyses	Cert	RL	Qual	Result	Spike	SPK Ref Val	%REC	RPD Ref Val	%RPD	Date Analyzed		
Mercury		0.00020		0.00489	0.0050	0	97.8	0.005176	5.69	09/29/2023		



Receiving Check List

<http://www.teklabinc.com/>

Client: ERM

Work Order: 23091500

Client Project: 0599247

Report Date: 30-Oct-23

Carrier: Marshall Arendell

Received By: MBP

Completed by:

Amber Dilallo

Reviewed by:

Ellie Hopkins

On:

21-Sep-23

Amber Dilallo

On:

21-Sep-23

Ellie Hopkins

Pages to follow:

Chain of custody

Extra pages included

- | | | | | |
|---------------------------------------------------------|-----------------------------------------|-----------------------------------------|--------------------------------------|----------------------------------|
| Shipping container/cooler in good condition? | Yes <input checked="" type="checkbox"/> | No <input type="checkbox"/> | Not Present <input type="checkbox"/> | Temp °C 3.4 |
| Type of thermal preservation? | None <input type="checkbox"/> | Ice <input checked="" type="checkbox"/> | Blue Ice <input type="checkbox"/> | Dry Ice <input type="checkbox"/> |
| Chain of custody present? | Yes <input checked="" type="checkbox"/> | No <input type="checkbox"/> | | |
| Chain of custody signed when relinquished and received? | Yes <input checked="" type="checkbox"/> | No <input type="checkbox"/> | | |
| Chain of custody agrees with sample labels? | Yes <input checked="" type="checkbox"/> | No <input type="checkbox"/> | | |
| Samples in proper container/bottle? | Yes <input checked="" type="checkbox"/> | No <input type="checkbox"/> | | |
| Sample containers intact? | Yes <input checked="" type="checkbox"/> | No <input type="checkbox"/> | | |
| Sufficient sample volume for indicated test? | Yes <input checked="" type="checkbox"/> | No <input type="checkbox"/> | | |
| All samples received within holding time? | Yes <input type="checkbox"/> | No <input checked="" type="checkbox"/> | | |
| Reported field parameters measured: | Field <input type="checkbox"/> | Lab <input checked="" type="checkbox"/> | NA <input type="checkbox"/> | |

Sample analyses to be measured in the field and/or within 15 minutes of collection were analyzed in the lab as soon as practicable. These analyses include Chlorine (demand, free and/or residual), Carbon Dioxide, Dissolved Oxygen, Ferrous Iron, pH, and Sulfite.

- | | | |
|-------------------------------------------------|-----------------------------------------|-----------------------------|
| Container/Temp Blank temperature in compliance? | Yes <input checked="" type="checkbox"/> | No <input type="checkbox"/> |
|-------------------------------------------------|-----------------------------------------|-----------------------------|

When thermal preservation is required, samples are compliant with a temperature between 0.1°C - 6.0°C, or when samples are received on ice the same day as collected.

- | | | | |
|-----------------------------------------------------------|------------------------------|----------------------------------------|-------------------------------------------------------|
| Water – at least one vial per sample has zero headspace? | Yes <input type="checkbox"/> | No <input type="checkbox"/> | No VOA vials <input checked="" type="checkbox"/> |
| Water - TOX containers have zero headspace? | Yes <input type="checkbox"/> | No <input type="checkbox"/> | No TOX containers <input checked="" type="checkbox"/> |
| Water - pH acceptable upon receipt? | Yes <input type="checkbox"/> | No <input checked="" type="checkbox"/> | NA <input type="checkbox"/> |
| NPDES/CWA TCN interferences checked/treated in the field? | Yes <input type="checkbox"/> | No <input type="checkbox"/> | NA <input checked="" type="checkbox"/> |

Any No responses must be detailed below or on the COC.

pH strip #90719. - amberdilallo - 9/21/2023 12:08:50 PM

Additional Nitric Acid (92447) was needed in APW-07-WG-20230919 and APW-105-WG-20230919 upon arrival at the laboratory. - CET/amberdilallo - 9/21/2023 12:09:03 PM

EB-01-WQ-20230919 was filtered and preserved with Nitric Acid (92447) for the dissolved parameters upon arrival at the laboratory. - amberdilallo - 9/21/2023 12:10:41 PM



Summit Environmental Technologies, Inc.
3310 Win St.
Cuyahoga Falls, Ohio 44223
TEL: (330) 253-8211 FAX: (330) 253-4489
Website: <http://www.settek.com>

October 30, 2023

Elizabeth Hurley
TEKLAB Inc,
5445 Horseshoe lake Road
Collinsville, IL 62234
TEL:
FAX:
RE: 23091500

Order No.: 23091975

Dear Elizabeth Hurley:

Summit Environmental Technologies, Inc. received 15 sample(s) on 9/28/2023 for the analyses presented in the following report.

There were no problems with the analytical events associated with this report unless noted in the Case Narrative.

Quality control data is within laboratory defined or method specified acceptance limits except where noted.

If you have any questions regarding these tests results, please feel free to call the laboratory.

Sincerely,

Jennifer Woolf
Project Manager
3310 Win St.
Cuyahoga Falls, Ohio 44223

Arkansas 88-0735, California 2943, Colorado, Connecticut PH-0108, Florida NELAC E87688, Idaho OH00923, Illinois 200061, Indiana C-OH-13, ISO/IEC 17025:2017 119125 L22-544, Kansas E-10347, Kentucky (Underground Storage Tank) 3, Kentucky 90146, Maryland 339, Michigan 9988, Minnesota 1780279, Nevada OH009232020-1, New Hampshire 2996, New Jersey OH006, New York 11777, North Carolina 39705 and 631, North Dakota R-201, Ohio DW, Ohio VAP CL0052, Oklahoma 2019-155, Oregon OH200001, Pennsylvania 68-01335, Rhode Island LA000317, South Carolina 92016001, Texas T104704466-19-16, Utah OH009232020-12, Virginia VELAP 10381, West Virginia 9957C



Summit Environmental Technologies, Inc.
3310 Win St.
Cuyahoga Falls, Ohio 44223
TEL: (330) 253-8211 FAX: (330) 253-4489
Website: <http://www.settek.com>

Case Narrative

WO#: 23091975
Date: 10/30/2023

CLIENT: TEKLAB Inc,
Project: 23091500

WorkOrder Narrative:

23091975: This report in its entirety consists of the following documents: Cover Letter, Case Narrative, Analytical Results, QC Summary Report, Applicable Accreditation Information, Chain-of-Custody, Cooler Receipt Form, and other applicable forms as necessary. All documents contain the Summit Environmental Technologies, Inc., Work Order Number assigned to this report.

Summit Environmental Technologies, Inc., holds the accreditations/certifications listed at the bottom of the cover letter that may or may not pertain to this report. Please refer to the "Accreditation Program Analytes Report" for accredited analytes list.

The information contained in this analytical report is the sole property of Summit Environmental Technologies, Inc. and that of the customer. It cannot be reproduced in any form without the consent of Summit Environmental Technologies, Inc. or the customer for which this report was issued. The results contained in this report are only representative of the samples received. Conditions can vary at different times and at different sampling conditions. Summit Environmental Technologies, Inc. is not responsible for use or interpretation of the data included herein.

All results for Solid Samples are reported on an "as received" or "wet weight" basis unless indicated as "dry weight" using the "-dry" designation on the reporting units.

This report is believed to meet all of the requirements of the accrediting agency, where applicable. Any comments or problems with the analytical events associated with this report are noted below.

Analytical Sequence Sample Notes:

23091975-002A Radium-228_NPW(904.0): Sample and Sample Duplicate exhibited high RPD for Radium-228. Both samples exhibit detections < PQL.

23091975-003A Radium-228_NPW(904.0): Sample and Sample Duplicate exhibited high RPD for Radium-228. Both samples exhibit detections < PQL.

Original

These commonly used Qualifiers and Acronyms may or may not be present in this report.

Qualifiers

U	The compound was analyzed for but was not detected above the MDL.
J	The reported value is greater than the Method Detection Limit but less than the Reporting Limit.
H	The hold time for sample preparation and/or analysis was exceeded. Not Clean Water Act compliant.
D	The result is reported from a dilution.
E	The result exceeded the linear range of the calibration or is estimated due to interference.
MC	The result is below the Minimum Compound Limit.
*	The result exceeds the Regulatory Limit or Maximum Contamination Limit.
m	Manual integration was used to determine the area response.
d	Manual integration in which peak was deleted
N	The result is presumptive based on a Mass Spectral library search assuming a 1:1 response.
P	The second column confirmation exceeded 25% difference.
C	The result has been confirmed by GC/MS.
X	The result was not confirmed when GC/MS Analysis was performed.
B	The analyte was detected in the Method Blank at a concentration greater than the RL.
MB+	The analyte was detected in the Method Blank at a concentration greater than the MDL.
G	The ICB or CCB contained reportable amounts of analyte.
QC-/+	The CCV recovery failed low (-) or high (+).
R/QDR	The RPD was outside of accepted recovery limits.
QL-/+	The LCS or LCSD recovery failed low (-) or high (+).
QLR	The LCS/LCSD RPD was outside of accepted recovery limits.
QM-/+	The MS or MSD recovery failed low (-) or high (+).
QMR	The MS/MSD RPD was outside of accepted recovery limits.
QV-/+	The ICV recovery failed low (-) or high (+).
S	The spike result was outside of accepted recovery limits.
W	Samples were received outside temperature limits (0° – 6° C). Not Clean Water Act compliant.
Z	Deviation; A deviation from the method was performed; Please refer to the Case Narrative for additional information

Acronyms

ND	Not Detected	RL	Reporting Limit
QC	Quality Control	MDL	Method Detection Limit
MB	Method Blank	LOD	Level of Detection
LCS	Laboratory Control Sample	LOQ	Level of Quantitation
LCSD	Laboratory Control Sample Duplicate	PQL	Practical Quantitation Limit
QCS	Quality Control Sample	CRQL	Contract Required Quantitation Limit
DUP	Duplicate	PL	Permit Limit
MS	Matrix Spike	RegLvl	Regulatory Limit
MSD	Matrix Spike Duplicate	MCL	Maximum Contamination Limit
RPD	Relative Percent Different	MinCL	Minimum Compound Limit
ICV	Initial Calibration Verification	RA	Reanalysis
ICB	Initial Calibration Blank	RE	Reextraction
CCV	Continuing Calibration Verification	TIC	Tentatively Identified Compound
CCB	Continuing Calibration Blank	RT	Retention Time
RLC	Reporting Limit Check	CF	Calibration Factor

This list of Qualifiers and Acronyms reflects the most commonly utilized Qualifiers and Acronyms for reporting. Please refer to the Analytical Notes in the Case Narrative for any Qualifiers or Acronyms that do not appear in this list or for additional information regarding the use of these Qualifiers on reported data.



Summit Environmental Technologies, Inc.
 3310 Win St.
 Cuyahoga Falls, Ohio 44223
 TEL: (330) 253-8211 FAX: (330) 253-4489
 Website: <http://www.settek.com>

Workorder
Sample Summary
 WO#: **23091975**
30-Oct-23

CLIENT: TEKLAB Inc,
Project: 23091500

Lab SampleID	Client Sample ID	Tag No	Date Collected	Date Received	Matrix
23091975-001	23091500-001		9/19/2023 11:35:00 AM	9/28/2023 12:45:00 PM	Non-Potable Water
23091975-002	23091500-002		9/19/2023 12:55:00 PM	9/28/2023 12:45:00 PM	Non-Potable Water
23091975-003	23091500-003		9/19/2023 1:50:00 PM	9/28/2023 12:45:00 PM	Non-Potable Water
23091975-004	23091500-004		9/19/2023 2:50:00 PM	9/28/2023 12:45:00 PM	Non-Potable Water
23091975-005	23091500-005		9/19/2023 4:00:00 PM	9/28/2023 12:45:00 PM	Non-Potable Water
23091975-006	23091500-006		9/20/2023 8:50:00 AM	9/28/2023 12:45:00 PM	Non-Potable Water
23091975-007	23091500-007		9/20/2023 10:05:00 AM	9/28/2023 12:45:00 PM	Non-Potable Water
23091975-008	23091500-008		9/20/2023 11:25:00 AM	9/28/2023 12:45:00 PM	Non-Potable Water
23091975-009	23091500-009		9/20/2023 2:00:00 PM	9/28/2023 12:45:00 PM	Non-Potable Water
23091975-010	23091500-010		9/20/2023 12:30:00 PM	9/28/2023 12:45:00 PM	Non-Potable Water
23091975-011	23091500-011		9/20/2023 3:10:00 PM	9/28/2023 12:45:00 PM	Non-Potable Water
23091975-012	23091500-012		9/20/2023 4:10:00 PM	9/28/2023 12:45:00 PM	Non-Potable Water
23091975-013	23091500-013		9/19/2023 8:40:00 AM	9/28/2023 12:45:00 PM	Non-Potable Water
23091975-014	23091500-014		9/20/2023 12:01:00 AM	9/28/2023 12:45:00 PM	Non-Potable Water
23091975-015	23091500-015		9/20/2023 12:02:00 AM	9/28/2023 12:45:00 PM	Non-Potable Water



Summit Environmental Technologies, Inc.
3310 Win St.
Cuyahoga Falls, Ohio 44223
TEL: (330) 253-8211 FAX: (330) 253-4489
Website: <http://www.settek.com>

DATES REPORT

WO#: 23091975
30-Oct-23

Client: TEKLAB Inc,
Project: 23091500

Sample ID	Client Sample ID	Collection Date	Matrix	Test Name	Leachate Date	Prep Date	Analysis Date
23091975-001A	23091500-001	9/19/2023 11:35:00 AM	Non-Potable Water	Combined Radium (EPA903+904)			10/27/2023 8:17:34 AM
				Radium-226 (EPA 903.0)		10/3/2023 12:20:13 PM	10/16/2023 10:09:00 AM
				Radium-228 (EPA 904.0)		10/3/2023 12:20:13 PM	10/13/2023 2:22:00 PM
23091975-002A	23091500-002	9/19/2023 12:55:00 PM		Combined Radium (EPA903+904)			10/27/2023 8:17:34 AM
				Radium-226 (EPA 903.0)		10/3/2023 12:20:13 PM	10/16/2023 10:09:00 AM
				Radium-228 (EPA 904.0)		10/3/2023 12:20:13 PM	10/13/2023 2:22:00 PM
23091975-003A	23091500-003	9/19/2023 1:50:00 PM		Combined Radium (EPA903+904)			10/27/2023 8:17:34 AM
				Radium-226 (EPA 903.0)		10/3/2023 12:20:13 PM	10/16/2023 10:09:00 AM
				Radium-228 (EPA 904.0)		10/3/2023 12:20:13 PM	10/13/2023 2:22:00 PM
23091975-004A	23091500-004	9/19/2023 2:50:00 PM		Combined Radium (EPA903+904)			10/27/2023 8:17:34 AM
				Radium-226 (EPA 903.0)		10/3/2023 12:20:13 PM	10/16/2023 10:09:00 AM
				Radium-228 (EPA 904.0)		10/17/2023 1:42:45 PM	10/23/2023 2:46:00 PM
23091975-005A	23091500-005	9/19/2023 4:00:00 PM		Combined Radium (EPA903+904)			10/27/2023 8:17:34 AM
				Radium-226 (EPA 903.0)		10/3/2023 12:20:13 PM	10/16/2023 10:09:00 AM
				Radium-228 (EPA 904.0)		10/3/2023 12:20:13 PM	10/13/2023 2:22:00 PM
23091975-006A	23091500-006	9/20/2023 8:50:00 AM		Combined Radium (EPA903+904)			10/27/2023 8:17:34 AM
				Radium-226 (EPA 903.0)		10/3/2023 12:20:13 PM	10/16/2023 10:09:00 AM
				Radium-228 (EPA 904.0)		10/3/2023 12:20:13 PM	10/13/2023 2:22:00 PM
23091975-007A	23091500-007	9/20/2023 10:05:00 AM		Combined Radium (EPA903+904)			10/27/2023 8:17:34 AM
				Radium-226 (EPA 903.0)		10/3/2023 12:20:13 PM	10/16/2023 10:09:00 AM
				Radium-228 (EPA 904.0)		10/17/2023 1:42:45 PM	10/23/2023 2:46:00 PM
23091975-007A	23091500-007	9/20/2023 10:05:00 AM		Combined Radium (EPA903+904)			10/27/2023 8:17:34 AM
				Radium-226 (EPA 903.0)		10/3/2023 12:20:13 PM	10/16/2023 10:09:00 AM
				Radium-228 (EPA 904.0)		10/3/2023 12:20:13 PM	10/13/2023 2:22:00 PM

Original



Summit Environmental Technologies, Inc.
3310 Win St.
Cuyahoga Falls, Ohio 44223
TEL: (330) 253-8211 FAX: (330) 253-4489
Website: <http://www.settek.com>

DATES REPORT

WO#: **23091975**
30-Oct-23

Client: TEKLAB Inc,
Project: 23091500

Sample ID	Client Sample ID	Collection Date	Matrix	Test Name	Leachate Date	Prep Date	Analysis Date
23091975-008A	23091500-008	9/20/2023 11:25:00 AM	Non-Potable Water	Combined Radium (EPA903+904)			10/27/2023 8:17:34 AM
				Radium-226 (EPA 903.0)		10/3/2023 12:20:13 PM	10/16/2023 10:09:00 AM
				Radium-228 (EPA 904.0)		10/3/2023 12:20:13 PM	10/13/2023 2:22:00 PM
23091975-009A	23091500-009	9/20/2023 2:00:00 PM		Combined Radium (EPA903+904)			10/27/2023 8:17:34 AM
				Radium-226 (EPA 903.0)		10/3/2023 12:20:13 PM	10/16/2023 10:09:00 AM
				Radium-228 (EPA 904.0)		10/3/2023 12:20:13 PM	10/13/2023 2:22:00 PM
23091975-010A	23091500-010	9/20/2023 12:30:00 PM		Combined Radium (EPA903+904)			10/27/2023 8:17:34 AM
				Radium-226 (EPA 903.0)		10/3/2023 12:20:13 PM	10/16/2023 10:09:00 AM
				Radium-228 (EPA 904.0)		10/3/2023 12:20:13 PM	10/13/2023 2:22:00 PM
23091975-011A	23091500-011	9/20/2023 3:10:00 PM		Combined Radium (EPA903+904)			10/27/2023 8:17:34 AM
				Radium-226 (EPA 903.0)		10/3/2023 12:20:13 PM	10/16/2023 10:09:00 AM
				Radium-228 (EPA 904.0)		10/3/2023 12:20:13 PM	10/13/2023 2:22:00 PM
23091975-012A	23091500-012	9/20/2023 4:10:00 PM		Combined Radium (EPA903+904)			10/27/2023 8:17:34 AM
				Radium-226 (EPA 903.0)		10/3/2023 12:20:13 PM	10/16/2023 10:09:00 AM
				Radium-228 (EPA 904.0)		10/3/2023 12:20:13 PM	10/13/2023 2:22:00 PM
23091975-013A	23091500-013	9/19/2023 8:40:00 AM		Combined Radium (EPA903+904)			10/27/2023 8:17:34 AM
				Radium-226 (EPA 903.0)		10/3/2023 12:20:13 PM	10/16/2023 10:09:00 AM
				Radium-228 (EPA 904.0)		10/3/2023 12:20:13 PM	10/13/2023 2:22:00 PM
23091975-014A	23091500-014	9/20/2023 12:01:00 AM		Combined Radium (EPA903+904)			10/27/2023 8:17:34 AM
				Radium-226 (EPA 903.0)		10/3/2023 12:20:13 PM	10/16/2023 10:09:00 AM
				Radium-228 (EPA 904.0)		10/3/2023 12:20:13 PM	10/13/2023 2:22:00 PM
23091975-015A	23091500-015	9/20/2023 12:02:00 AM		Combined Radium (EPA903+904)			10/27/2023 8:17:34 AM
				Radium-226 (EPA 903.0)		10/3/2023 12:20:13 PM	10/16/2023 10:09:00 AM

Original



Summit Environmental Technologies, Inc.
3310 Win St.
Cuyahoga Falls, Ohio 44223
TEL: (330) 253-8211 FAX: (330) 253-4489
Website: <http://www.settek.com>

DATES REPORT

WO#: 23091975
30-Oct-23

Client: TEKLAB Inc,
Project: 23091500

Sample ID	Client Sample ID	Collection Date	Matrix	Test Name	Leachate Date	Prep Date	Analysis Date
23091975-015A	23091500-015	9/20/2023 12:02:00 AM	Non-Potable Water	Radium-228 (EPA 904.0)		10/17/2023 1:42:45 PM	10/23/2023 2:46:00 PM
				Radium-228 (EPA 904.0)		10/3/2023 12:20:13 PM	10/13/2023 2:22:00 PM

Original



Summit Environmental Technologies, Inc.
 3310 Win St.
 Cuyahoga Falls, Ohio 44223
 TEL: (330) 253-8211 FAX: (330) 253-4489
 Website: <http://www.settek.com>

Analytical Report

(consolidated)

WO#: 23091975

Date Reported: 10/30/2023

CLIENT: TEKLAB Inc,
Project: 23091500
Lab ID: 23091975-001
Client Sample ID: 23091500-001

Collection Date: 9/19/2023 11:35:00 AM

Matrix: NON-POTABLE WATER

Analyses	Result	PQL	Qual	Units	Uncertainty	DF	Date Analyzed
COMBINED RADIUM (EPA903+904)		CALCULATION			Analyst: CXS		
Radium-226/Radium-228	1.05	2.00	U	pCi/L	± 0.61	1	10/27/2023 8:17:34 AM
RADIUM-226 (EPA 903.0)		E903.0			E903-904		Analyst: HDJ
Radium-226	0.2	1.00	U	pCi/L	± 0.09	1	10/16/2023 10:09:00 A
Yield	1					1	10/16/2023 10:09:00 A
RADIUM-228 (EPA 904.0)		E904.0			E903-904		Analyst: HDJ
Radium-228	0.85	1.00	J	pCi/L	± 0.52	1	10/13/2023 2:22:00 PM
Yield	1					1	10/13/2023 2:22:00 PM

Qualifiers:

B	Analyte detected in the associated Method Blank	E	Value above quantitation range
H	Holding times for preparation or analysis exceeded	M	Manual Integration used to determine area response
MC	Value is below Minimum Compound Limit.	N	Tentatively identified compounds
ND	Not Detected	OG1	
P	Second column confirmation exceeds	PL	Permit Limit



Summit Environmental Technologies, Inc.
 3310 Win St.
 Cuyahoga Falls, Ohio 44223
 TEL: (330) 253-8211 FAX: (330) 253-4489
 Website: <http://www.settek.com>

Analytical Report

(consolidated)

WO#: 23091975

Date Reported: 10/30/2023

CLIENT: TEKLAB Inc,
Project: 23091500
Lab ID: 23091975-002
Client Sample ID: 23091500-002

Collection Date: 9/19/2023 12:55:00 PM

Matrix: NON-POTABLE WATER

Analyses	Result	PQL	Qual	Units	Uncertainty	DF	Date Analyzed
COMBINED RADIUM (EPA903+904)				CALCULATION		Analyst: CXS	
Radium-226/Radium-228	1.04	2.00	U	pCi/L	± 0.58	1	10/27/2023 8:17:34 AM
RADIUM-226 (EPA 903.0)				E903.0		E903-904 Analyst: HDJ	
Radium-226	0.23	1.00	U	pCi/L	± 0.09	1	10/16/2023 10:09:00 A
Yield	1					1	10/16/2023 10:09:00 A
RADIUM-228 (EPA 904.0)				E904.0		E903-904 Analyst: HDJ	
Radium-228	0.81	1.00	JQDR	pCi/L	± 0.49	1	10/13/2023 2:22:00 PM
Yield	0.97					1	10/13/2023 2:22:00 PM

Qualifiers:	B	Analyte detected in the associated Method Blank	E	Value above quantitation range
	H	Holding times for preparation or analysis exceeded	M	Manual Integration used to determine area response
	MC	Value is below Minimum Compound Limit.	N	Tentatively identified compounds
	ND	Not Detected	OG1	
	P	Second column confirmation exceeds	PL	Permit Limit



Summit Environmental Technologies, Inc.
 3310 Win St.
 Cuyahoga Falls, Ohio 44223
 TEL: (330) 253-8211 FAX: (330) 253-4489
 Website: <http://www.settek.com>

Analytical Report

(consolidated)

WO#: 23091975

Date Reported: 10/30/2023

CLIENT: TEKLAB Inc,
Project: 23091500
Lab ID: 23091975-003
Client Sample ID: 23091500-003

Collection Date: 9/19/2023 1:50:00 PM

Matrix: NON-POTABLE WATER

Analyses	Result	PQL	Qual	Units	Uncertainty	DF	Date Analyzed
COMBINED RADIUM (EPA903+904)				CALCULATION		Analyst: CXS	
Radium-226/Radium-228	1.1	2.00	U	pCi/L	± 0.69	1	10/27/2023 8:17:34 AM
RADIUM-226 (EPA 903.0)				E903.0		E903-904 Analyst: HDJ	
Radium-226	0.11	1.00	U	pCi/L	± 0.07	1	10/16/2023 10:09:00 A
Yield	1					1	10/16/2023 10:09:00 A
RADIUM-228 (EPA 904.0)				E904.0		E903-904 Analyst: HDJ	
Radium-228	0.99	1.00	JQDR	pCi/L	± 0.62	1	10/13/2023 2:22:00 PM
Yield	0.94					1	10/13/2023 2:22:00 PM

Qualifiers:

B	Analyte detected in the associated Method Blank	E	Value above quantitation range
H	Holding times for preparation or analysis exceeded	M	Manual Integration used to determine area response
MC	Value is below Minimum Compound Limit.	N	Tentatively identified compounds
ND	Not Detected	OG1	
P	Second column confirmation exceeds	PL	Permit Limit



Summit Environmental Technologies, Inc.
 3310 Win St.
 Cuyahoga Falls, Ohio 44223
 TEL: (330) 253-8211 FAX: (330) 253-4489
 Website: <http://www.settek.com>

Analytical Report

(consolidated)

WO#: 23091975

Date Reported: 10/30/2023

CLIENT: TEKLAB Inc,
Project: 23091500
Lab ID: 23091975-004
Client Sample ID: 23091500-004

Collection Date: 9/19/2023 2:50:00 PM

Matrix: NON-POTABLE WATER

Analyses	Result	PQL	Qual	Units	Uncertainty	DF	Date Analyzed
COMBINED RADIUM (EPA903+904)				CALCULATION		Analyst: CXS	
Radium-226/Radium-228	4.83	2.00		pCi/L	± 1.05	1	10/27/2023 8:17:34 AM
RADIUM-226 (EPA 903.0)				E903.0		E903-904 Analyst: HDJ	
Radium-226	0.59	1.00	U	pCi/L	± 0.14	1	10/16/2023 10:09:00 A
Yield	1					1	10/16/2023 10:09:00 A
RADIUM-228 (EPA 904.0)				E904.0		E903-904 Analyst: HDJ	
Radium-228	4.24	1.00		pCi/L	± 0.91	1	10/23/2023 2:46:00 PM
Yield	1					1	10/23/2023 2:46:00 PM

Qualifiers:

B	Analyte detected in the associated Method Blank	E	Value above quantitation range
H	Holding times for preparation or analysis exceeded	M	Manual Integration used to determine area response
MC	Value is below Minimum Compound Limit.	N	Tentatively identified compounds
ND	Not Detected	OG1	
P	Second column confirmation exceeds	PL	Permit Limit



Summit Environmental Technologies, Inc.
 3310 Win St.
 Cuyahoga Falls, Ohio 44223
 TEL: (330) 253-8211 FAX: (330) 253-4489
 Website: <http://www.settek.com>

Analytical Report

(consolidated)

WO#: 23091975

Date Reported: 10/30/2023

CLIENT: TEKLAB Inc,
Project: 23091500
Lab ID: 23091975-005
Client Sample ID: 23091500-005

Collection Date: 9/19/2023 4:00:00 PM

Matrix: NON-POTABLE WATER

Analyses	Result	PQL	Qual	Units	Uncertainty	DF	Date Analyzed
COMBINED RADIUM (EPA903+904)		CALCULATION				Analyst: CXS	
Radium-226/Radium-228	0.82	2.00	U	pCi/L	± 0.58	1	10/27/2023 8:17:34 AM
RADIUM-226 (EPA 903.0)		E903.0		E903-904		Analyst: HDJ	
Radium-226	0.21	1.00	U	pCi/L	± 0.09	1	10/16/2023 10:09:00 A
Yield	1					1	10/16/2023 10:09:00 A
RADIUM-228 (EPA 904.0)		E904.0		E903-904		Analyst: HDJ	
Radium-228	0.61	1.00	U	pCi/L	± 0.49	1	10/13/2023 2:22:00 PM
Yield	1					1	10/13/2023 2:22:00 PM

Qualifiers:	B	Analyte detected in the associated Method Blank	E	Value above quantitation range
	H	Holding times for preparation or analysis exceeded	M	Manual Integration used to determine area response
	MC	Value is below Minimum Compound Limit.	N	Tentatively identified compounds
	ND	Not Detected	OG1	
	P	Second column confirmation exceeds	PL	Permit Limit



Summit Environmental Technologies, Inc.
 3310 Win St.
 Cuyahoga Falls, Ohio 44223
 TEL: (330) 253-8211 FAX: (330) 253-4489
 Website: <http://www.settek.com>

Analytical Report

(consolidated)

WO#: 23091975

Date Reported: 10/30/2023

CLIENT: TEKLAB Inc,
Project: 23091500
Lab ID: 23091975-006
Client Sample ID: 23091500-006

Collection Date: 9/20/2023 8:50:00 AM

Matrix: NON-POTABLE WATER

Analyses	Result	PQL	Qual	Units	Uncertainty	DF	Date Analyzed
COMBINED RADIUM (EPA903+904)		CALCULATION			Analyst: CXS		
Radium-226/Radium-228	0.73	2.00	U	pCi/L	± 0.49	1	10/27/2023 8:17:34 AM
RADIUM-226 (EPA 903.0)		E903.0			Analyst: HDJ		
Radium-226	0.32	1.00	U	pCi/L	± 0.11	1	10/16/2023 10:09:00 A
Yield	0.98					1	10/16/2023 10:09:00 A
RADIUM-228 (EPA 904.0)		E904.0			Analyst: HDJ		
Radium-228	0.41	1.00	U	pCi/L	± 0.38	1	10/23/2023 2:46:00 PM
Yield	1					1	10/23/2023 2:46:00 PM

Qualifiers:	B	Analyte detected in the associated Method Blank	E	Value above quantitation range
	H	Holding times for preparation or analysis exceeded	M	Manual Integration used to determine area response
	MC	Value is below Minimum Compound Limit.	N	Tentatively identified compounds
	ND	Not Detected	OG1	
	P	Second column confirmation exceeds	PL	Permit Limit



Summit Environmental Technologies, Inc.
 3310 Win St.
 Cuyahoga Falls, Ohio 44223
 TEL: (330) 253-8211 FAX: (330) 253-4489
 Website: <http://www.settek.com>

Analytical Report

(consolidated)

WO#: 23091975

Date Reported: 10/30/2023

CLIENT: TEKLAB Inc,
Project: 23091500
Lab ID: 23091975-007
Client Sample ID: 23091500-007

Collection Date: 9/20/2023 10:05:00 AM

Matrix: NON-POTABLE WATER

Analyses	Result	PQL	Qual	Units	Uncertainty	DF	Date Analyzed
COMBINED RADIUM (EPA903+904)				CALCULATION		Analyst: CXS	
Radium-226/Radium-228	2.8	2.00		pCi/L	± 0.85	1	10/27/2023 8:17:34 AM
RADIUM-226 (EPA 903.0)				E903.0		E903-904 Analyst: HDJ	
Radium-226	0.18	1.00	U	pCi/L	± 0.09	1	10/16/2023 10:09:00 A
Yield	0.98					1	10/16/2023 10:09:00 A
RADIUM-228 (EPA 904.0)				E904.0		E903-904 Analyst: HDJ	
Radium-228	2.62	1.00		pCi/L	± 0.76	1	10/13/2023 2:22:00 PM
Yield	1					1	10/13/2023 2:22:00 PM

Qualifiers:	B	Analyte detected in the associated Method Blank	E	Value above quantitation range
	H	Holding times for preparation or analysis exceeded	M	Manual Integration used to determine area response
	MC	Value is below Minimum Compound Limit.	N	Tentatively identified compounds
	ND	Not Detected	OG1	
	P	Second column confirmation exceeds	PL	Permit Limit



Summit Environmental Technologies, Inc.
 3310 Win St.
 Cuyahoga Falls, Ohio 44223
 TEL: (330) 253-8211 FAX: (330) 253-4489
 Website: <http://www.settek.com>

Analytical Report

(consolidated)

WO#: 23091975

Date Reported: 10/30/2023

CLIENT: TEKLAB Inc,
Project: 23091500
Lab ID: 23091975-008
Client Sample ID: 23091500-008

Collection Date: 9/20/2023 11:25:00 AM

Matrix: NON-POTABLE WATER

Analyses	Result	PQL	Qual	Units	Uncertainty	DF	Date Analyzed
COMBINED RADIUM (EPA903+904)				CALCULATION		Analyst: CXS	
Radium-226/Radium-228	6.34	2.00		pCi/L	± 1.53	1	10/27/2023 8:17:34 AM
RADIUM-226 (EPA 903.0)				E903.0		E903-904 Analyst: HDJ	
Radium-226	0.49	1.00	U	pCi/L	± 0.13	1	10/16/2023 10:09:00 A
Yield	0.96					1	10/16/2023 10:09:00 A
RADIUM-228 (EPA 904.0)				E904.0		E903-904 Analyst: HDJ	
Radium-228	5.85	1.00	*	pCi/L	± 1.14	1	10/13/2023 2:22:00 PM
Yield	0.97					1	10/13/2023 2:22:00 PM

Qualifiers:

B	Analyte detected in the associated Method Blank	E	Value above quantitation range
H	Holding times for preparation or analysis exceeded	M	Manual Integration used to determine area response
MC	Value is below Minimum Compound Limit.	N	Tentatively identified compounds
ND	Not Detected	OG1	
P	Second column confirmation exceeds	PL	Permit Limit



Summit Environmental Technologies, Inc.
 3310 Win St.
 Cuyahoga Falls, Ohio 44223
 TEL: (330) 253-8211 FAX: (330) 253-4489
 Website: <http://www.settek.com>

Analytical Report

(consolidated)

WO#: 23091975

Date Reported: 10/30/2023

CLIENT: TEKLAB Inc,
Project: 23091500
Lab ID: 23091975-009
Client Sample ID: 23091500-009

Collection Date: 9/20/2023 2:00:00 PM

Matrix: NON-POTABLE WATER

Analyses	Result	PQL	Qual	Units	Uncertainty	DF	Date Analyzed
COMBINED RADIUM (EPA903+904)		CALCULATION			Analyst: CXS		
Radium-226/Radium-228	1.17	2.00	U	pCi/L	± 0.65	1	10/27/2023 8:17:34 AM
RADIUM-226 (EPA 903.0)		E903.0			E903-904		Analyst: HDJ
Radium-226	0	1.00	U	pCi/L	± 0.05	1	10/16/2023 10:09:00 A
Yield	0.97					1	10/16/2023 10:09:00 A
RADIUM-228 (EPA 904.0)		E904.0			E903-904		Analyst: HDJ
Radium-228	1.17	1.00		pCi/L	± 0.6	1	10/13/2023 2:22:00 PM
Yield	0.96					1	10/13/2023 2:22:00 PM

Qualifiers:

B	Analyte detected in the associated Method Blank	E	Value above quantitation range
H	Holding times for preparation or analysis exceeded	M	Manual Integration used to determine area response
MC	Value is below Minimum Compound Limit.	N	Tentatively identified compounds
ND	Not Detected	OG1	
P	Second column confirmation exceeds	PL	Permit Limit



Summit Environmental Technologies, Inc.
 3310 Win St.
 Cuyahoga Falls, Ohio 44223
 TEL: (330) 253-8211 FAX: (330) 253-4489
 Website: <http://www.settek.com>

Analytical Report

(consolidated)

WO#: 23091975

Date Reported: 10/30/2023

CLIENT: TEKLAB Inc,
Project: 23091500
Lab ID: 23091975-010
Client Sample ID: 23091500-010

Collection Date: 9/20/2023 12:30:00 PM

Matrix: NON-POTABLE WATER

Analyses	Result	PQL	Qual	Units	Uncertainty	DF	Date Analyzed
COMBINED RADIUM (EPA903+904)				CALCULATION		Analyst: CXS	
Radium-226/Radium-228	4.09	2.00		pCi/L	± 1.05	1	10/27/2023 8:17:34 AM
RADIUM-226 (EPA 903.0)				E903.0		E903-904 Analyst: HDJ	
Radium-226	0.38	1.00	U	pCi/L	± 0.12	1	10/16/2023 10:09:00 A
Yield	0.97					1	10/16/2023 10:09:00 A
RADIUM-228 (EPA 904.0)				E904.0		E903-904 Analyst: HDJ	
Radium-228	3.71	1.00		pCi/L	± 0.93	1	10/13/2023 2:22:00 PM
Yield	0.99					1	10/13/2023 2:22:00 PM

Qualifiers:

B	Analyte detected in the associated Method Blank	E	Value above quantitation range
H	Holding times for preparation or analysis exceeded	M	Manual Integration used to determine area response
MC	Value is below Minimum Compound Limit.	N	Tentatively identified compounds
ND	Not Detected	OG1	
P	Second column confirmation exceeds	PL	Permit Limit



Summit Environmental Technologies, Inc.
 3310 Win St.
 Cuyahoga Falls, Ohio 44223
 TEL: (330) 253-8211 FAX: (330) 253-4489
 Website: <http://www.settek.com>

Analytical Report

(consolidated)

WO#: 23091975

Date Reported: 10/30/2023

CLIENT: TEKLAB Inc,
Project: 23091500
Lab ID: 23091975-011
Client Sample ID: 23091500-011

Collection Date: 9/20/2023 3:10:00 PM

Matrix: NON-POTABLE WATER

Analyses	Result	PQL	Qual	Units	Uncertainty	DF	Date Analyzed
COMBINED RADIUM (EPA903+904)				CALCULATION		Analyst: CXS	
Radium-226/Radium-228	0.64	2.00	U	pCi/L	± 0.67	1	10/27/2023 8:17:34 AM
RADIUM-226 (EPA 903.0)				E903.0		E903-904 Analyst: HDJ	
Radium-226	0.32	1.00	U	pCi/L	± 0.11	1	10/16/2023 10:09:00 A
Yield	0.93					1	10/16/2023 10:09:00 A
RADIUM-228 (EPA 904.0)				E904.0		E903-904 Analyst: HDJ	
Radium-228	0.32	1.00	U	pCi/L	± 0.56	1	10/13/2023 2:22:00 PM
Yield	0.94					1	10/13/2023 2:22:00 PM

Qualifiers:

B	Analyte detected in the associated Method Blank	E	Value above quantitation range
H	Holding times for preparation or analysis exceeded	M	Manual Integration used to determine area response
MC	Value is below Minimum Compound Limit.	N	Tentatively identified compounds
ND	Not Detected	OG1	
P	Second column confirmation exceeds	PL	Permit Limit



Summit Environmental Technologies, Inc.
 3310 Win St.
 Cuyahoga Falls, Ohio 44223
 TEL: (330) 253-8211 FAX: (330) 253-4489
 Website: <http://www.settek.com>

Analytical Report

(consolidated)

WO#: 23091975

Date Reported: 10/30/2023

CLIENT: TEKLAB Inc,
Project: 23091500
Lab ID: 23091975-012
Client Sample ID: 23091500-012

Collection Date: 9/20/2023 4:10:00 PM

Matrix: NON-POTABLE WATER

Analyses	Result	PQL	Qual	Units	Uncertainty	DF	Date Analyzed
COMBINED RADIUM (EPA903+904)				CALCULATION		Analyst: CXS	
Radium-226/Radium-228	1.27	2.00	U	pCi/L	± 0.74	1	10/27/2023 8:17:34 AM
RADIUM-226 (EPA 903.0)				E903.0		E903-904 Analyst: HDJ	
Radium-226	0.09	1.00	U	pCi/L	± 0.07	1	10/16/2023 10:09:00 A
Yield	0.91					1	10/16/2023 10:09:00 A
RADIUM-228 (EPA 904.0)				E904.0		E903-904 Analyst: HDJ	
Radium-228	1.18	1.00		pCi/L	± 0.67	1	10/13/2023 2:22:00 PM
Yield	0.93					1	10/13/2023 2:22:00 PM

Qualifiers:

B	Analyte detected in the associated Method Blank	E	Value above quantitation range
H	Holding times for preparation or analysis exceeded	M	Manual Integration used to determine area response
MC	Value is below Minimum Compound Limit.	N	Tentatively identified compounds
ND	Not Detected	OG1	
P	Second column confirmation exceeds	PL	Permit Limit



Summit Environmental Technologies, Inc.
 3310 Win St.
 Cuyahoga Falls, Ohio 44223
 TEL: (330) 253-8211 FAX: (330) 253-4489
 Website: <http://www.settek.com>

Analytical Report

(consolidated)

WO#: 23091975

Date Reported: 10/30/2023

CLIENT: TEKLAB Inc,
Project: 23091500
Lab ID: 23091975-013
Client Sample ID: 23091500-013

Collection Date: 9/19/2023 8:40:00 AM

Matrix: NON-POTABLE WATER

Analyses	Result	PQL	Qual	Units	Uncertainty	DF	Date Analyzed
COMBINED RADIUM (EPA903+904)				CALCULATION		Analyst: CXS	
Radium-226/Radium-228	0.94	2.00	U	pCi/L	± 0.73	1	10/27/2023 8:17:34 AM
RADIUM-226 (EPA 903.0)				E903.0		E903-904 Analyst: HDJ	
Radium-226	-0.02	1.00	U	pCi/L	± 0.05	1	10/16/2023 10:09:00 A
Yield	0.97					1	10/16/2023 10:09:00 A
RADIUM-228 (EPA 904.0)				E904.0		E903-904 Analyst: HDJ	
Radium-228	0.94	1.00	J	pCi/L	± 0.68	1	10/13/2023 2:22:00 PM
Yield	0.98					1	10/13/2023 2:22:00 PM

Qualifiers:	B	Analyte detected in the associated Method Blank	E	Value above quantitation range
	H	Holding times for preparation or analysis exceeded	M	Manual Integration used to determine area response
	MC	Value is below Minimum Compound Limit.	N	Tentatively identified compounds
	ND	Not Detected	OG1	
	P	Second column confirmation exceeds	PL	Permit Limit



Summit Environmental Technologies, Inc.
 3310 Win St.
 Cuyahoga Falls, Ohio 44223
 TEL: (330) 253-8211 FAX: (330) 253-4489
 Website: <http://www.settek.com>

Analytical Report

(consolidated)

WO#: 23091975

Date Reported: 10/30/2023

CLIENT: TEKLAB Inc,
Project: 23091500
Lab ID: 23091975-014
Client Sample ID: 23091500-014

Collection Date: 9/20/2023 12:01:00 AM

Matrix: NON-POTABLE WATER

Analyses	Result	PQL	Qual	Units	Uncertainty	DF	Date Analyzed
COMBINED RADIUM (EPA903+904)				CALCULATION		Analyst: CXS	
Radium-226/Radium-228	0.78	2.00	U	pCi/L	± 0.84	1	10/27/2023 8:17:34 AM
RADIUM-226 (EPA 903.0)				E903.0		E903-904 Analyst: HDJ	
Radium-226	0.36	1.00	U	pCi/L	± 0.13	1	10/16/2023 10:09:00 A
Yield	0.79					1	10/16/2023 10:09:00 A
RADIUM-228 (EPA 904.0)				E904.0		E903-904 Analyst: HDJ	
Radium-228	0.42	1.00	U	pCi/L	± 0.71	1	10/13/2023 2:22:00 PM
Yield	0.76					1	10/13/2023 2:22:00 PM

Qualifiers:

B	Analyte detected in the associated Method Blank	E	Value above quantitation range
H	Holding times for preparation or analysis exceeded	M	Manual Integration used to determine area response
MC	Value is below Minimum Compound Limit.	N	Tentatively identified compounds
ND	Not Detected	OG1	
P	Second column confirmation exceeds	PL	Permit Limit



Summit Environmental Technologies, Inc.
 3310 Win St.
 Cuyahoga Falls, Ohio 44223
 TEL: (330) 253-8211 FAX: (330) 253-4489
 Website: <http://www.settek.com>

Analytical Report

(consolidated)

WO#: 23091975

Date Reported: 10/30/2023

CLIENT: TEKLAB Inc,
Project: 23091500
Lab ID: 23091975-015
Client Sample ID: 23091500-015

Collection Date: 9/20/2023 12:02:00 AM

Matrix: NON-POTABLE WATER

Analyses	Result	PQL	Qual	Units	Uncertainty	DF	Date Analyzed
COMBINED RADIUM (EPA903+904)		CALCULATION			Analyst: CXS		
Radium-226/Radium-228	0.22	2.00	U	pCi/L	± 0.46	1	10/27/2023 8:17:34 AM
RADIUM-226 (EPA 903.0)		E903.0			E903-904		Analyst: HDJ
Radium-226	-0.02	1.00	U	pCi/L	± 0.05	1	10/16/2023 10:09:00 A
Yield	0.96					1	10/16/2023 10:09:00 A
RADIUM-228 (EPA 904.0)		E904.0			E903-904		Analyst: HDJ
Radium-228	0.22	1.00	U	pCi/L	± 0.41	1	10/23/2023 2:46:00 PM
Yield	1					1	10/23/2023 2:46:00 PM

Qualifiers:	B	Analyte detected in the associated Method Blank	E	Value above quantitation range
	H	Holding times for preparation or analysis exceeded	M	Manual Integration used to determine area response
	MC	Value is below Minimum Compound Limit.	N	Tentatively identified compounds
	ND	Not Detected	OG1	
	P	Second column confirmation exceeds	PL	Permit Limit



Summit Environmental Technologies, Inc.
 3310 Win St.
 Cuyahoga Falls, Ohio 44223
 TEL: (330) 253-8211 FAX: (330) 253-4489
 Website: <http://www.settek.com>

QC SUMMARY REPORT

WO#: 23091975
 30-Oct-23

Client: TEKLAB Inc,
Project: 23091500

BatchID: 69189

Sample ID: 23091975-001AMS	SampType: MS	TestCode: Radium-228_ Units: pCi/L				Prep Date: 10/3/2023	RunNo: 172738				
Client ID: 23091500-001	Batch ID: 69189	TestNo: E904.0		E903-904	Analysis Date: 10/13/2023	SeqNo: 4657493					
Analyte	Result	PQL	SPK value	SPK Ref Val	%REC	LowLimit	HighLimit	RPD Ref Val	%RPD	RPDLimit	Qual
Radium-228	4.70	1.00	5.000	0.8500	77.0	70	130				
Yield	0.970			1.000	0						

Sample ID: 23091975-002ADUP	SampType: DUP	TestCode: Radium-228_ Units: pCi/L				Prep Date: 10/3/2023	RunNo: 172738				
Client ID: 23091500-002	Batch ID: 69189	TestNo: E904.0		E903-904	Analysis Date: 10/13/2023	SeqNo: 4657496					
Analyte	Result	PQL	SPK value	SPK Ref Val	%REC	LowLimit	HighLimit	RPD Ref Val	%RPD	RPDLimit	Qual
Radium-228	0.24	1.00		0	0			0.8100	200	30	RU
Yield	1			0	0			0.9700	3.05		

Sample ID: 23091975-003ADUP	SampType: DUP	TestCode: Radium-228_ Units: pCi/L				Prep Date: 10/3/2023	RunNo: 172738				
Client ID: 23091500-003	Batch ID: 69189	TestNo: E904.0		E903-904	Analysis Date: 10/13/2023	SeqNo: 4657498					
Analyte	Result	PQL	SPK value	SPK Ref Val	%REC	LowLimit	HighLimit	RPD Ref Val	%RPD	RPDLimit	Qual
Radium-228	0.69	1.00		0	0			0.9900	35.7	30	JR
Yield	0.97			0	0			0.9400	3.14		

Qualifiers:

B	Analyte detected in the associated Method Blank	E	Value above quantitation range	H	Holding times for preparation or analy
J	Analyte detected below quantitation limits	M	Manual Integration used to determine area response	MC	Value is below Minimum Compound
ND	Not Detected	OG1		P	Second column confirmation exceeds
PL	Permit Limit	R	RPD outside accepted recovery limits	RL	Reporting Detection Limit

Original



Summit Environmental Technologies, Inc.
 3310 Win St.
 Cuyahoga Falls, Ohio 44223
 TEL: (330) 253-8211 FAX: (330) 253-4489
 Website: <http://www.settek.com>

QC SUMMARY REPORT

WO#: 23091975
 30-Oct-23

Client: TEKLAB Inc,
Project: 23091500

BatchID: 69189

Sample ID: MB-69189	SampType: MBLK	TestCode: Radium-228_	Units: pCi/L	Prep Date: 10/3/2023	RunNo: 172738						
Client ID: PBW	Batch ID: 69189	TestNo: E904.0	E903-904	Analysis Date: 10/13/2023	SeqNo: 4657487						
Analyte	Result	PQL	SPK value	SPK Ref Val	%REC	LowLimit	HighLimit	RPD Ref Val	%RPD	RPDLimit	Qual
Radium-228	0.910	1.00		0	0						J
Yield	1.00			0	0						

Sample ID: LCS-69189	SampType: LCS	TestCode: Radium-228_	Units: pCi/L	Prep Date: 10/3/2023	RunNo: 172738						
Client ID: LCSW	Batch ID: 69189	TestNo: E904.0	E903-904	Analysis Date: 10/13/2023	SeqNo: 4657488						
Analyte	Result	PQL	SPK value	SPK Ref Val	%REC	LowLimit	HighLimit	RPD Ref Val	%RPD	RPDLimit	Qual
Radium-228	3.60	1.00	5.000	0	72.0	70	130				
Yield	0.970			0	0						

Sample ID: RLC-69189	SampType: RLC	TestCode: Radium-228_	Units: pCi/L	Prep Date: 10/3/2023	RunNo: 172738						
Client ID: BatchQC	Batch ID: 69189	TestNo: E904.0	E903-904	Analysis Date: 10/13/2023	SeqNo: 4657491						
Analyte	Result	PQL	SPK value	SPK Ref Val	%REC	LowLimit	HighLimit	RPD Ref Val	%RPD	RPDLimit	Qual
Radium-228	0.830	1.00	1.000	0	83.0	50	150				J
Yield	1.00			0	0						

Qualifiers:

B	Analyte detected in the associated Method Blank	E	Value above quantitation range	H	Holding times for preparation or analy
J	Analyte detected below quantitation limits	M	Manual Integration used to determine area response	MC	Value is below Minimum Compound
ND	Not Detected	OG1		P	Second column confirmation exceeds
PL	Permit Limit	R	RPD outside accepted recovery limits	RL	Reporting Detection Limit

Original



Summit Environmental Technologies, Inc.
3310 Win St.
Cuyahoga Falls, Ohio 44223
TEL: (330) 253-8211 FAX: (330) 253-4489
Website: <http://www.settek.com>

QC SUMMARY REPORT

WO#: 23091975
30-Oct-23

Client: TEKLAB Inc,
Project: 23091500

BatchID: 69189

Sample ID: RLCD-69189	SampType: RLC	TestCode: Radium-228_	Units: pCi/L	Prep Date: 10/3/2023	RunNo: 172738						
Client ID: BatchQC	Batch ID: 69189	TestNo: E904.0	E903-904	Analysis Date: 10/13/2023	SeqNo: 4657492						
Analyte	Result	PQL	SPK value	SPK Ref Val	%REC	LowLimit	HighLimit	RPD Ref Val	%RPD	RPDLimit	Qual
Radium-228	0.710	1.00	1.000	0	71.0	50	150				J
Yield	1.00			0	0						

Qualifiers:	B Analyte detected in the associated Method Blank	E Value above quantitation range	H Holding times for preparation or analy
	J Analyte detected below quantitation limits	M Manual Integration used to determine area response	MC Value is below Minimum Compound
	ND Not Detected	OG1	P Second column confirmation exceeds
	PL Permit Limit	R RPD outside accepted recovery limits	RL Reporting Detection Limit

Original



Summit Environmental Technologies, Inc.
 3310 Win St.
 Cuyahoga Falls, Ohio 44223
 TEL: (330) 253-8211 FAX: (330) 253-4489
 Website: <http://www.settek.com>

QC SUMMARY REPORT

WO#: **23091975**
30-Oct-23

Client: TEKLAB Inc,
Project: 23091500

BatchID: 69189

Sample ID: 23091975-001AMS	SampType: MS	TestCode: Radium-226_	Units: pCi/L	Prep Date: 10/3/2023	RunNo: 172765						
Client ID: 23091500-001	Batch ID: 69189	TestNo: E903.0	E903-904	Analysis Date: 10/16/2023	SeqNo: 4658312						
Analyte	Result	PQL	SPK value	SPK Ref Val	%REC	LowLimit	HighLimit	RPD Ref Val	%RPD	RPDLimit	Qual
Radium-226	4.71	1.00	5.000	0	94.2	70	130				

Sample ID: 23091975-002ADUP	SampType: DUP	TestCode: Radium-226_	Units: pCi/L	Prep Date: 10/3/2023	RunNo: 172765						
Client ID: 23091500-002	Batch ID: 69189	TestNo: E903.0	E903-904	Analysis Date: 10/16/2023	SeqNo: 4658315						
Analyte	Result	PQL	SPK value	SPK Ref Val	%REC	LowLimit	HighLimit	RPD Ref Val	%RPD	RPDLimit	Qual
Radium-226	0.19	1.00						0	0	30	U
Yield	0.99							1.000	1.01	0	

Sample ID: 23091975-003ADUP	SampType: DUP	TestCode: Radium-226_	Units: pCi/L	Prep Date: 10/3/2023	RunNo: 172765						
Client ID: 23091500-003	Batch ID: 69189	TestNo: E903.0	E903-904	Analysis Date: 10/16/2023	SeqNo: 4658317						
Analyte	Result	PQL	SPK value	SPK Ref Val	%REC	LowLimit	HighLimit	RPD Ref Val	%RPD	RPDLimit	Qual
Radium-226	0.24	1.00						0	0	30	U
Yield	0.99							1.000	1.01	0	

Qualifiers:

B	Analyte detected in the associated Method Blank	E	Value above quantitation range	H	Holding times for preparation or analy
J	Analyte detected below quantitation limits	M	Manual Integration used to determine area response	MC	Value is below Minimum Compound
ND	Not Detected	OG1		P	Second column confirmation exceeds
PL	Permit Limit	R	RPD outside accepted recovery limits	RL	Reporting Detection Limit

Original



Summit Environmental Technologies, Inc.
 3310 Win St.
 Cuyahoga Falls, Ohio 44223
 TEL: (330) 253-8211 FAX: (330) 253-4489
 Website: <http://www.settek.com>

QC SUMMARY REPORT

WO#: 23091975
 30-Oct-23

Client: TEKLAB Inc,
Project: 23091500

BatchID: 69189

Sample ID: MB-69189	SampType: MBLK	TestCode: Radium-226_	Units: pCi/L	Prep Date: 10/3/2023	RunNo: 172765						
Client ID: PBW	Batch ID: 69189	TestNo: E903.0	E903-904	Analysis Date: 10/16/2023	SeqNo: 4658306						
Analyte	Result	PQL	SPK value	SPK Ref Val	%REC	LowLimit	HighLimit	RPD Ref Val	%RPD	RPDLimit	Qual
Radium-226	ND	1.00									U
Yield	0.920										

Sample ID: LCS-69189	SampType: LCS	TestCode: Radium-226_	Units: pCi/L	Prep Date: 10/3/2023	RunNo: 172765						
Client ID: LCSW	Batch ID: 69189	TestNo: E903.0	E903-904	Analysis Date: 10/16/2023	SeqNo: 4658307						
Analyte	Result	PQL	SPK value	SPK Ref Val	%REC	LowLimit	HighLimit	RPD Ref Val	%RPD	RPDLimit	Qual
Radium-226	5.06	1.00	5.000	0	101	70	130				

Sample ID: LCSD-69189	SampType: LCSD	TestCode: Radium-226_	Units: pCi/L	Prep Date: 10/3/2023	RunNo: 172765						
Client ID: LCSS02	Batch ID: 69189	TestNo: E903.0	E903-904	Analysis Date: 10/16/2023	SeqNo: 4658308						
Analyte	Result	PQL	SPK value	SPK Ref Val	%REC	LowLimit	HighLimit	RPD Ref Val	%RPD	RPDLimit	Qual
Radium-226	4.60	1.00	5.000	0	92.0	70	130	5.060	9.52	20	

Sample ID: RLC-69189	SampType: RLC	TestCode: Radium-226_	Units: pCi/L	Prep Date: 10/3/2023	RunNo: 172765						
Client ID: BatchQC	Batch ID: 69189	TestNo: E903.0	E903-904	Analysis Date: 10/16/2023	SeqNo: 4658310						
Analyte	Result	PQL	SPK value	SPK Ref Val	%REC	LowLimit	HighLimit	RPD Ref Val	%RPD	RPDLimit	Qual

Qualifiers:

B	Analyte detected in the associated Method Blank	E	Value above quantitation range	H	Holding times for preparation or analy
J	Analyte detected below quantitation limits	M	Manual Integration used to determine area response	MC	Value is below Minimum Compound
ND	Not Detected	OG1		P	Second column confirmation exceeds
PL	Permit Limit	R	RPD outside accepted recovery limits	RL	Reporting Detection Limit

Original



Summit Environmental Technologies, Inc.
 3310 Win St.
 Cuyahoga Falls, Ohio 44223
 TEL: (330) 253-8211 FAX: (330) 253-4489
 Website: <http://www.settek.com>

QC SUMMARY REPORT

WO#: 23091975
 30-Oct-23

Client: TEKLAB Inc,
Project: 23091500

BatchID: 69189

Sample ID: RLC-69189	SampType: RLC	TestCode: Radium-226_	Units: pCi/L	Prep Date: 10/3/2023	RunNo: 172765						
Client ID: BatchQC	Batch ID: 69189	TestNo: E903.0	E903-904	Analysis Date: 10/16/2023	SeqNo: 4658310						
Analyte	Result	PQL	SPK value	SPK Ref Val	%REC	LowLimit	HighLimit	RPD Ref Val	%RPD	RPDLimit	Qual
Radium-226	0.980	1.00	1.000	0	98.0	50	150				J

Sample ID: RLCD-69189	SampType: RLC	TestCode: Radium-226_	Units: pCi/L	Prep Date: 10/3/2023	RunNo: 172765						
Client ID: BatchQC	Batch ID: 69189	TestNo: E903.0	E903-904	Analysis Date: 10/16/2023	SeqNo: 4658311						
Analyte	Result	PQL	SPK value	SPK Ref Val	%REC	LowLimit	HighLimit	RPD Ref Val	%RPD	RPDLimit	Qual
Radium-226	1.06	1.00	1.000	0	106	50	150				

- Qualifiers:**
- B Analyte detected in the associated Method Blank
 - J Analyte detected below quantitation limits
 - ND Not Detected
 - PL Permit Limit
 - E Value above quantitation range
 - M Manual Integration used to determine area response
 - OG1
 - R RPD outside accepted recovery limits
 - H Holding times for preparation or analy
 - MC Value is below Minimum Compound
 - P Second column confirmation exceeds
 - RL Reporting Detection Limit

Original



Summit Environmental Technologies, Inc.
 3310 Win St.
 Cuyahoga Falls, Ohio 44223
 TEL: (330) 253-8211 FAX: (330) 253-4489
 Website: <http://www.settek.com>

QC SUMMARY REPORT

WO#: 23091975
 30-Oct-23

Client: TEKLAB Inc,
Project: 23091500

BatchID: 69650

Sample ID: MB-69650	SampType: MBLK	TestCode: Radium-228_	Units: pCi/L	Prep Date: 10/17/2023	RunNo: 173444						
Client ID: PBW	Batch ID: 69650	TestNo: E904.0	E903-904	Analysis Date: 10/23/2023	SeqNo: 4682310						
Analyte	Result	PQL	SPK value	SPK Ref Val	%REC	LowLimit	HighLimit	RPD Ref Val	%RPD	RPDLimit	Qual
Radium-228	ND	1.00		0	0						U
Yield	1.00			0	0						

Sample ID: LCS-69650	SampType: LCS	TestCode: Radium-228_	Units: pCi/L	Prep Date: 10/17/2023	RunNo: 173444						
Client ID: LCSW	Batch ID: 69650	TestNo: E904.0	E903-904	Analysis Date: 10/23/2023	SeqNo: 4682311						
Analyte	Result	PQL	SPK value	SPK Ref Val	%REC	LowLimit	HighLimit	RPD Ref Val	%RPD	RPDLimit	Qual
Radium-228	5.99	1.00	5.000	0	120	70	130				
Yield	1.00			0	0						

Sample ID: RLCD-69650	SampType: RLC	TestCode: Radium-228_	Units: pCi/L	Prep Date: 10/17/2023	RunNo: 173444						
Client ID: BatchQC	Batch ID: 69650	TestNo: E904.0	E903-904	Analysis Date: 10/23/2023	SeqNo: 4682315						
Analyte	Result	PQL	SPK value	SPK Ref Val	%REC	LowLimit	HighLimit	RPD Ref Val	%RPD	RPDLimit	Qual
Radium-228	1.24	1.00	1.000	0	124	50	150				
Yield	1.00			0	0						

Qualifiers:

B	Analyte detected in the associated Method Blank	E	Value above quantitation range	H	Holding times for preparation or analy
J	Analyte detected below quantitation limits	M	Manual Integration used to determine area response	MC	Value is below Minimum Compound
ND	Not Detected	OG1		P	Second column confirmation exceeds
PL	Permit Limit	R	RPD outside accepted recovery limits	RL	Reporting Detection Limit

Original



Summit Environmental Technologies, Inc.
3310 Win St.
Cuyahoga Falls, Ohio 44223
TEL: (330) 253-8211 FAX: (330) 253-4489
Website: <http://www.settek.com>

QC SUMMARY REPORT

WO#: 23091975
30-Oct-23

Client: TEKLAB Inc,
Project: 23091500

BatchID: 69650

Sample ID: 23101248-001AMS	SampType: MS	TestCode: Radium-228_	Units: pCi/L	Prep Date: 10/17/2023	RunNo: 173444						
Client ID: BatchQC	Batch ID: 69650	TestNo: E904.0	E903-904	Analysis Date: 10/23/2023	SeqNo: 4682316						
Analyte	Result	PQL	SPK value	SPK Ref Val	%REC	LowLimit	HighLimit	RPD Ref Val	%RPD	RPDLimit	Qual
Radium-228	2.36	1.00	5.000	1.290	21.4	70	130				S
Yield	1.00			1.000	0						

Qualifiers:	B Analyte detected in the associated Method Blank	E Value above quantitation range	H Holding times for preparation or analy
	J Analyte detected below quantitation limits	M Manual Integration used to determine area response	MC Value is below Minimum Compound
	ND Not Detected	OG1	P Second column confirmation exceeds
	PL Permit Limit	R RPD outside accepted recovery limits	RL Reporting Detection Limit

Original

TEKLAB, INC. Chain of Custody

5445 Horseshoe Lake Road, Collinsville, IL 62234 Phone (618) 344-1004 Fax (618) 344-1005

Are the samples chilled? YES NO With: Ice Blue Ice Preserved in: Lab Field

Teklab Inc
5445 Horseshoe Lake Road
Collinsville, IL 62234

Cooler Temp: Sampler: QC Level:

Comments: **Please issue reports and invoices via email only**
Please analyze for Radium (226, 228, and combined) by method EPA903.0/904.0
on standard TAT Please include negative values (no ND).
Batch QC and CCR EDD are required. Receipt summary requested.

Project#
Contact: Elizabeth Hurley Email: ehurley@teklabinc.com
Requested Due Date: Billing/PO: State of Origin: MO
Phone:

PLEASE NOTE:

NELAP accreditation is required on the requested analytes and must be documented as such on the final report. If your laboratory does not currently hold a NELAP accreditation for the requested method and/or analytes, please contact Teklab immediately. If your laboratory loses accreditation or is suspended for any analyte/method during the life of the contract, you must contact Teklab immediately. Changes to analysis/methods must be approved by Teklab, Inc.

Lab Use	Sample ID	Sample Date/Time	Preservative	Matrix	Radium 226	Radium 228	Combined Radium													
	23091500-012	9/20/23 16:10	HNO3	Groundwater	<input checked="" type="checkbox"/>	<input checked="" type="checkbox"/>	<input checked="" type="checkbox"/>													
	23091500-013	9/19/23 08:40	HNO3	Groundwater	<input checked="" type="checkbox"/>	<input checked="" type="checkbox"/>	<input checked="" type="checkbox"/>													
	23091500-014	9/20/23 00:01	HNO3	Groundwater	<input checked="" type="checkbox"/>	<input checked="" type="checkbox"/>	<input checked="" type="checkbox"/>													
	23091500-015	9/20/23 00:02	HNO3	Groundwater	<input checked="" type="checkbox"/>	<input checked="" type="checkbox"/>	<input checked="" type="checkbox"/>													
			HNO3	Groundwater	<input type="checkbox"/>	<input type="checkbox"/>	<input type="checkbox"/>													
			HNO3	Groundwater	<input type="checkbox"/>	<input type="checkbox"/>	<input type="checkbox"/>													
			HNO3	Groundwater	<input type="checkbox"/>	<input type="checkbox"/>	<input type="checkbox"/>													
			HNO3	Groundwater	<input type="checkbox"/>	<input type="checkbox"/>	<input type="checkbox"/>													
			HNO3	Groundwater	<input type="checkbox"/>	<input type="checkbox"/>	<input type="checkbox"/>													
			HNO3	Groundwater	<input type="checkbox"/>	<input type="checkbox"/>	<input type="checkbox"/>													

*Relinquished By: Emily Decker Date/Time: 9/23/23
Received By: [Signature] Date/Time: 9/23/23

Teklab maintains a strict policy of client confidentiality and as such does not provide client/sampler information without proper authorization, and proprietary rights. Teklab, Inc. protects clients' confidential information as directed by local, state or federal laws. (Teklab QAM Section 9.1, TNI V1 M2 Section 4.1.5 c)



Sample Log-In Check List

Client Name: **TEK-IL-62234-A**

Work Order Number: **23091975**

RcptNo: **1**

Logged by:	Anthony W. Britton	9/28/2023 12:45:00 PM	<i>Anthony Britton</i>
Completed By:	Anthony W. Britton	9/29/2023 8:19:46 AM	<i>Anthony Britton</i>
Reviewed By:	Jennifer Woolf	9/29/2023 12:20:29 PM	<i>Jennifer Woolf</i>

Chain of Custody

- Were seals intact? Yes No Not Present
- Is Chain of Custody complete? Yes No Not Present
- How was the sample delivered? FedEx

Log In

- Coolers are present? Yes No NA
- Was an attempt made to cool the samples? Yes No NA
- Were all samples received at a temperature of >0° C to 6.0°C Yes No NA
- Sample(s) in proper container(s)? Yes No
- Sufficient sample volume for indicated test(s)? Yes No
- Are samples (except VOA and ONG) properly preserved? Yes No
- Was preservative added to bottles? Yes No NA
- Is the headspace in the VOA vials less than 1/4 inch or 6 mm? Yes No No VOA Vials
- Were any sample containers received broken? Yes No
- Does paperwork match bottle labels?
(Note discrepancies on chain of custody) Yes No
- Are matrices correctly identified on Chain of Custody? Yes No
- Is it clear what analyses were requested? Yes No
- Were all holding times able to be met?
(If no, notify customer for authorization.) Yes No

Special Handling (if applicable)

- Was client notified of all discrepancies with this order? Yes No NA

Person Notified:	<input type="text"/>	Date:	<input type="text"/>
By Whom:	<input type="text"/>	Via:	<input type="checkbox"/> eMail <input type="checkbox"/> Phone <input type="checkbox"/> Fax <input type="checkbox"/> In Person
Regarding:	<input type="text"/>		
Client Instructions:	<input type="text"/>		

- Additional remarks:

Cooler Information

Cooler No	Temp °C	Condition	Seal Intact	Seal No	Seal Date	Signed By
1	18.7	Good	Not Present			
2	18.9	Good	Not Present			
3	19.0	Good	Not Present			



Summit Environmental Technologies, Inc.
3310 Win St.
Cuyahoga Falls, Ohio 44223
TEL: (330) 253-8211 FAX: (330) 253-4489
Website: <http://www.settek.com>

Sample Log-In Check List

Client Name: **TEK-IL-62234-A**

Work Order Number: **23091975**

RcptNo: **1**

Cooler No	Temp °C	Condition	Seal Intact	Seal No	Seal Date	Signed By
4	19.3	Good	Not Present			